

**UNITED STATES
SECURITIES AND EXCHANGE COMMISSION**
Washington, D.C. 20549

SCHEDULE 14A

**Proxy Statement Pursuant to Section 14(a) of the
Securities Exchange Act of 1934
(Amendment No.)**

Filed by the Registrant ☒ Filed by a party other than the Registrant ☐

Check the appropriate box:

- ☐ Preliminary Proxy Statement
- ☐ **Confidential, for Use of the Commission Only** (as permitted by Rule 14a-6(e)(2))
- ☒ Definitive Proxy Statement
- ☐ Definitive Additional Materials
- ☐ Soliciting Material Pursuant to § 240.14a-12

Ameren Corporation
(Name of Registrant as Specified In Its Charter)

(Name of Person(s) Filing Proxy Statement, if other than the Registrant)

Payment of Filing Fee (Check the appropriate box):

- ☒ No fee required.
- ☐ Fee computed on table below per Exchange Act Rules 14a-6(i)(1) and 0-11.

- 1) Title of each class of securities to which transaction applies:
- 2) Aggregate number of securities to which transaction applies:
- 3) Per unit price or other underlying value of transaction computed pursuant to Exchange Act Rule 0-11 (set forth the amount on which the filing fee is calculated and state how it was determined):
- 4) Proposed maximum aggregate value of transaction:
- 5) Total fee paid:

- ☐ Fee paid previously with preliminary materials.
- ☐ Check box if any part of the fee is offset as provided by Exchange Act Rule 0-11(a)(2) and identify the filing for which the offsetting fee was paid previously. Identify the previous filing by registration statement number, or the Form or Schedule and the date of its filing.

1) Amount previously paid:

2)

Form, Schedule or Registration Statement No.:

3)

Filing party:

4)

Date Filed:



2018

Notice of Annual Meeting of Shareholders and Proxy Statement

Thursday, May 3, 2018, 10:00 a.m. CDT
Peoria Civic Center, 201 SW Jefferson Ave., Peoria, Illinois 61602



Dear Fellow Shareholders:

You are cordially invited to attend Ameren Corporation's 2018 Annual Meeting of Shareholders, which will be held at the Peoria Civic Center, 201 SW Jefferson Ave., Peoria, Illinois 61602, on Thursday, May 3, 2018, at 10:00 a.m. CDT. You can also listen to a live webcast of the meeting at www.amereninvestors.com.

At the meeting, I look forward to sharing with you information about our company's strong, purpose-driven performance during 2017. Highlights include:

- A total investment of \$2.1 billion in energy infrastructure to better serve customers;
- A total shareholder return of 16 percent, including a 4 percent increase in the quarterly dividend during the fourth quarter of 2017. For the three and five years ending December 31, 2017, Ameren shares also provided a total shareholder return of 42 percent and 133 percent, respectively. These results exceeded the total shareholder returns of the S&P 500 Utility and Philadelphia Utility indices for each of these periods;
- Achieving constructive outcomes in several regulatory proceedings, as well as meaningful improvements in worker safety and engagement, customer satisfaction, electric and gas system reliability and energy center performance;
- Recognition by DiversityInc as the top utility in the nation for diversity and inclusion for the third consecutive year;
- The initiation of our innovative Ameren Accelerator program, a unique public-private partnership to identify and accelerate advanced energy technologies from start-up companies and entrepreneurs around the world; and
- Ameren Missouri's 2017 integrated resource plan filing with the Missouri Public Service Commission, which sets forth a preferred plan that includes the addition of at least 700 megawatts of wind generation by 2020, representing a potential investment of approximately \$1 billion, and 100 megawatts of solar generation by 2027. The preferred plan is consistent with Ameren Missouri's objective of transitioning its generation fleet to a cleaner, more diverse energy portfolio in a responsible fashion. Further, Ameren Missouri announced it is targeting substantial carbon emission reductions of 35 percent by 2030, 50 percent by 2040 and 80 percent by 2050 from the 2005 level.

In keeping with our commitment to environmental stewardship, during the first quarter of 2019, we will publish a report dedicated to climate risk. The report will include analysis of the potential impacts of future policy and technology changes on our generation portfolio and will leverage the results of our participation in the Electric Power Research Institute's study regarding utility industry scenario analyses with respect to climate change.

While I have highlighted our strong performance in 2017, it is important to note that our strategy is designed to deliver superior value not just for one year or five years into the future, but for decades to come. Executing our strategy will enable Ameren to address the rapid changes taking place in our industry, meet our customers' rising energy needs and expectations, and deliver superior value to you, our shareholders.

Details for meeting attendance are included in this proxy statement. Also enclosed are details for how and when to vote and other important information. **Your vote is very important, so please cast it promptly, even if you plan to attend the annual meeting.**

Thank you for your strong support and confidence in our company.

Sincerely,

A handwritten signature in black ink that reads "Warner Baxter".

Warner L. Baxter
Chairman, President and Chief Executive Officer
March 19, 2018

NOTICE OF ANNUAL MEETING OF SHAREHOLDERS OF AMEREN CORPORATION

To the Shareholders of Ameren Corporation:

We will hold the Annual Meeting of Shareholders of Ameren Corporation (the "Company") at the Peoria Civic Center, 201 SW Jefferson Ave., Peoria, Illinois 61602, on Thursday, May 3, 2018, at 10:00 a.m. CDT, for the purposes of:

- (1) electing 12 directors for terms ending at the annual meeting of shareholders to be held in 2019;
- (2) providing a non-binding advisory vote to approve the compensation of our executives disclosed in the attached proxy statement;
- (3) ratifying the appointment of PricewaterhouseCoopers LLP as our independent registered public accounting firm for the fiscal year ending December 31, 2018;
- (4) considering a shareholder proposal regarding a report on coal combustion residuals, if presented at the meeting by the proponent; and
- (5) acting on other proper business presented to the meeting.

The Board of Directors of the Company presently knows of no other business to come before the meeting.

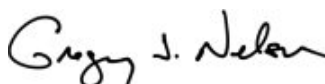
If you owned shares of the Company's Common Stock at the close of business on February 26, 2018, you are entitled to vote at the meeting and at any adjournment thereof. All shareholders are requested to be present at the meeting in person or by proxy so that a quorum may be assured.

On or about March 19, 2018, we will mail to certain of our shareholders a Notice of Internet Availability of Proxy Materials, which will indicate how to access our proxy materials on the Internet. By furnishing the Notice of Internet Availability of Proxy Materials, we are lowering the costs and reducing the environmental impact of our annual meeting.

Your prompt vote by proxy will reduce expenses. Please promptly submit your proxy by telephone, Internet or mail by following the instructions found on your Notice of Internet Availability of Proxy Materials or proxy card. If you attend the meeting, you may revoke your proxy by voting in person.

If you plan to attend the annual meeting of shareholders, please advise the Company in your proxy vote (by telephone or the Internet or, if you receive printed proxy materials, by checking the appropriate box on the proxy card) and bring the Admission Ticket on the reverse side of your proxy instruction card with you to the meeting. Persons without tickets will be admitted to the meeting upon verification of their shareholdings in the Company. If your shares are held in the name of your broker, bank or other nominee, you must bring an account statement or letter from the nominee indicating that you were the beneficial owner of the shares on February 26, 2018, the record date for voting. Please note that cameras and other recording devices will not be allowed in the meeting.

By order of the Board of Directors.



Gregory L. Nelson
Senior Vice President, General Counsel and Secretary

St. Louis, Missouri
March 19, 2018

IMPORTANT NOTICE REGARDING THE AVAILABILITY OF PROXY MATERIALS FOR THE ANNUAL MEETING TO BE HELD ON MAY 3, 2018:

THIS PROXY STATEMENT AND OUR 2017 FORM 10-K, INCLUDING CONSOLIDATED FINANCIAL STATEMENTS, ARE AVAILABLE TO YOU AT WWW.AMERENINVESTORS.COM/FINANCIAL-INFO/PROXY-MATERIALS/AMEREN-PROXY-MATERIAL.

T A B L E O F C O N T E N T S

	PAGE
PROXY STATEMENT SUMMARY	1
FORWARD-LOOKING INFORMATION	7
QUESTIONS AND ANSWERS ABOUT THE ANNUAL MEETING AND VOTING	7
AMEREN CORPORATE GOVERNANCE OVERVIEW	12
ITEMS YOU MAY VOTE ON	13
Item (1): Election of Directors	13
Information Concerning Nominees to the Board of Directors	13
Board Structure	21
Board Committees	25
Corporate Governance	28
Director Compensation	37
Item (2): Non-Binding Advisory Approval of Executive Compensation	40
Item (3): Ratification of the Appointment of PricewaterhouseCoopers LLP as Independent Registered Public Accounting Firm for the Fiscal Year Ending December 31, 2018	41
Item (4): Shareholder Proposal Regarding a Report on Coal Combustion Residuals	41
Other Matters	46
SECURITY OWNERSHIP	47
Security Ownership of More Than Five Percent Shareholders	47
Security Ownership of Directors and Management	48
Stock Ownership Requirements	49
Section 16(a) Beneficial Ownership Reporting Compliance	49
EXECUTIVE COMPENSATION	50
Human Resources Committee Report	50
Compensation Discussion and Analysis	50
Named Executive Officers	50
Fiscal 2017 Company Business Highlights	51
Fiscal 2017 Company Executive Compensation Highlights	51
Guiding Objectives	52
Overview of Executive Compensation Program Components	53
Market Data and Compensation Peer Group	53
Mix of Pay	54
Base Salary	56
Short-Term Incentive Compensation: Executive Incentive Plan	56
Targets for 2017 EPS, Co-Worker Interactions and Customer Measures	57
Long-Term Incentive Compensation	60
Perquisites	64
Retirement Benefits	64
Severance	64
Change of Control	65

TABLE OF CONTENTS

	PAGE
Common Stock Ownership Requirement	65
Anti-Pledging and Anti-Hedging Policy	66
Clawback	66
Timing of Compensation Decisions and Awards	66
Consideration of Company's 2017 "Say-on-Pay" Vote	67
Other Considerations for Changes in Compensation Opportunities	67
Role of Executive Officers	67
Other Compensation Matters	67
Compensation Tables and Narrative Disclosures	68
Narrative Disclosure to Summary Compensation Table and Grants of Plan-Based Awards Table	70
Pension Benefits	72
Nonqualified Deferred Compensation	74
Other Potential Post-Employment Payments	77
CEO Pay Ratio	83
AUDIT AND RISK COMMITTEE REPORT	84
INDEPENDENT REGISTERED PUBLIC ACCOUNTING FIRM	85
Fees for Fiscal Years 2017 and 2016	85
Policy Regarding the Pre-Approval of Independent Registered Public Accounting Firm Provision of Audit, Audit-Related and Non-Audit Services	86
SHAREHOLDER PROPOSALS	87
PROXY SOLICITATION	88
FORM 10-K	88
APPENDIX A	89
DIRECTIONS AND MAP	90

PROXY STATEMENT SUMMARY

Below is a summary of information contained elsewhere in this proxy statement and in the Company's Annual Report on Form 10-K for the year ended December 31, 2017 (the "2017 Form 10-K") as filed with the Securities and Exchange Commission (the "SEC"). You should read the entire proxy statement and the 2017 Form 10-K carefully before voting.

Fiscal 2017 Company Business Highlights

Ameren's strategic plan includes investing in, and operating its utilities in, a manner consistent with existing regulatory frameworks, enhancing those frameworks, and advocating for responsible energy and economic policies, as well as creating and capitalizing on opportunities for investment for the benefit of its customers and shareholders. Ameren remains focused on disciplined cost management and strategic capital allocation. Examples of successful execution of this strategy in 2017 include the following:

- The Company invested a total of \$2.1 billion in energy infrastructure to better serve customers.
- Ameren's residential electric rates remained well below the Midwest and national averages.
- The Company achieved meaningful improvements in worker safety and engagement, customer satisfaction, electric and gas system reliability and energy center performance.
- Working with industry colleagues, Ameren successfully advocated for provisions in the federal Tax Cut and Jobs Act of 2017 that retain important tax benefits for both customers and shareholders.
- DiversityInc recognized the Company as the top utility in the nation for diversity and inclusion again in 2017, the third consecutive year the Company has won this honor.
- Ameren Missouri's electric regulatory rate review before the Missouri Public Service Commission ("MPSC") resulted in a constructive \$92 million increase in annual base rates effective in April 2017. These new rates favorably impacted financial results and supported efforts to earn a fair return on infrastructure investments made for the benefit of customers.
- Ameren Missouri filed its most recent integrated resource plan with the MPSC in September 2017. The preferred plan includes the addition of at least 700 megawatts of wind generation by 2020, representing a potential investment of approximately \$1 billion, and 100 megawatts of solar generation by 2027 and is consistent with the requirements of Missouri's Renewable Energy Standard and Ameren Missouri's objective of transitioning its generation fleet to a cleaner, more diverse energy portfolio in a responsible fashion. Further, Ameren Missouri announced it is targeting substantial carbon emission reductions of 35 percent by 2030, 50 percent by 2040 and 80 percent by 2050 from the 2005 level.
- Ameren earned \$2.14 per diluted share on a GAAP basis and \$2.83 per diluted share on a core (non-GAAP) basis in 2017. The 2017 core earnings represented a strong 5.6 percent increase over 2016 GAAP and core earnings of \$2.68 per diluted share. Core results for 2017 excluded non-cash charges of 69 cents per diluted share reflecting the revaluation of deferred taxes as a result of changes in Illinois and federal income tax rates.*
- The Company's Board of Directors expressed continued confidence in Ameren's long-term outlook by increasing the quarterly dividend 4 percent in the fourth quarter of 2017, which was the fourth consecutive year the dividend was increased.
- Ameren shares provided a total shareholder return of 16 percent, 42 percent and 133 percent for the one, three and five years ending December 31, 2017, respectively. These results exceeded the total shareholder returns of the S&P 500 Utility and Philadelphia Utility indices for each of these periods.

* See Appendix A for GAAP to core earnings reconciliation.

PROXY STATEMENT SUMMARY
Annual Meeting of Shareholders

Time and Date:	10:00 a.m. CDT on Thursday, May 3, 2018
Place:	Peoria Civic Center 201 SW Jefferson Ave. Peoria, Illinois 61602
Record Date:	February 26, 2018
Voting:	Only shareholders as of the close of business on the record date are entitled to vote. Each share of Common Stock is entitled to one vote for each director nominee and one vote for each of the other proposals. In general, shareholders may vote either in person at the annual meeting or by telephone, the Internet or mail. See “QUESTIONS AND ANSWERS ABOUT THE ANNUAL MEETING AND VOTING — How do I vote?” on page 9 for more details regarding how you may vote if you are a registered holder or a beneficial owner of shares held in “street name.”
Admission:	An admission ticket is required to enter the annual meeting. Please follow the advance registration instructions on your Notice of Internet Availability of Proxy Materials or proxy card.
Notice:	On or about March 19, 2018, we began mailing to certain shareholders a Notice of Internet Availability of Proxy Materials containing instructions on how to access this proxy statement and our annual report and how to vote online. If you received that notice, you will not receive a printed copy of the proxy materials unless you request it by following the instructions for requesting such materials contained on the notice. On or about March 19, 2018, we began mailing the accompanying proxy card to certain shareholders.

Voting Matters

	Board Vote Recommendation	Page Reference (for more detail)
Election of 12 Directors	FOR EACH DIRECTOR NOMINEE	13
Management Proposals		
Non-Binding Advisory Approval of Executive Compensation	FOR	40
Ratification of PricewaterhouseCoopers LLP (“PwC”) as Independent Registered Public Accounting Firm for 2018	FOR	41
Shareholder Proposal		
Shareholder Proposal Regarding a Report on Coal Combustion Residuals	AGAINST	41

Board Nominees

The following provides summary information about each director nominee. Each director nominee is elected annually by a majority of votes by shareholders entitled to vote and represented at the annual meeting.

Name	Age	Director Since	Occupation	Experience/ Qualification	Independent	Committee Membership				
						ARC	HRC	NCGC	NOC	FC
Warner L. Baxter	56	2014	Chairman, President and Chief Executive Officer of the Company	<ul style="list-style-type: none"> • Leadership • Strategy • Regulatory • Industry • Finance • Risk Management • Government Relations • Accounting • Operations • Compensation 						
Catherine S. Brune	64	2011	Retired President, Allstate Protection Eastern Territory of Allstate Insurance Company	<ul style="list-style-type: none"> • Leadership • Strategy • Technology • Risk Management • Finance • Regulatory • Compensation • Operations • Customer Relations 	X	X		X		
J. Edward Coleman	66	2015	Former Chief Executive Officer of CIOX Health	<ul style="list-style-type: none"> • Leadership • Strategy • Finance • Technology • Customer Relations • Compensation • Operations 	X	X				X
Ellen M. Fitzsimmons	57	2009	Corporate Executive Vice President, General Counsel and Corporate Secretary of SunTrust Banks, Inc.	<ul style="list-style-type: none"> • Leadership • Government Relations • Finance • Regulatory • Compensation • Risk Management • Governance • Legal 	X				X	X
Rafael Flores	62	2015	Former Senior Vice President and Chief Nuclear Officer of Luminant	<ul style="list-style-type: none"> • Leadership • Government Relations • Regulatory • Industry • Risk Management • Compensation • Operations 	X			X		X
Walter J. Galvin	71	2007	Retired Vice Chairman and Chief Financial Officer of Emerson Electric Co.	<ul style="list-style-type: none"> • Leadership • Accounting • Finance • Risk Management • Regulatory • Compensation • Industry 	X, L*	C				X
Richard J. Harshman	61	2013	Chairman, President and Chief Executive Officer of Allegheny Technologies Incorporated	<ul style="list-style-type: none"> • Leadership • Strategy • Finance • Industry • Operations • Regulatory • Compensation • Customer Relations 	X*		X		C	

PROXY STATEMENT SUMMARY

Name	Age	Director Since	Occupation	Experience/ Qualification	Committee Membership					
					Independent	ARC	HRC	NCGC	NOC	FC
Craig S. Ivey	55	2018	Retired President of Consolidated Edison Co. of New York, Inc.	<ul style="list-style-type: none"> • Leadership • Strategy • Regulatory • Industry • Risk Management • Government Relations • Operations • Customer Relations 	X	X			X	
Gayle P. W. Jackson	71	2005	President and Chief Executive Officer of Energy Global, Inc.	<ul style="list-style-type: none"> • Leadership • Strategy • Industry • Finance • Regulatory • Compensation 	X			C	X	
James C. Johnson	65	2005	Retired General Counsel of Loop Capital Markets LLC	<ul style="list-style-type: none"> • Leadership • Legal • Governance • Finance • Regulatory • Risk Management • Compensation 	X		C	X		
Steven H. Lipstein	61	2010	Former President and Chief Executive Officer of BJC HealthCare	<ul style="list-style-type: none"> • Leadership • Strategy • Finance • Regulatory • Compensation • Customer Relations • Operations 	X		X			X
Stephen R. Wilson	69	2009	Retired Chairman, President and Chief Executive Officer of CF Industries Holdings, Inc.	<ul style="list-style-type: none"> • Leadership • Strategy • Finance • Regulatory • Operations • Risk Management • Compensation • Customer Relations 	X		X			C

ARC Audit and Risk Committee
HRC Human Resources Committee
NCGC Nominating and Corporate Governance Committee
NOC Nuclear and Operations Committee
FC Finance Committee

C Member and Chair of a Committee
L Lead Director

* Mr. Harshman will succeed Mr. Galvin as the Lead Director effective May 3, 2018.

The fact that we do not list a particular experience or qualification for a director nominee does not mean that nominee does not possess that particular experience or qualification.

Executive Compensation Non-Binding Advisory Vote

The Company is asking shareholders to approve, on a non-binding, advisory basis, the compensation of the executives named in the 2017 Summary Compensation Table in this proxy statement (the “Named Executive Officers” or “NEOs”) and as disclosed herein and encourages shareholders to review closely the Compensation Discussion and Analysis, the compensation tables and the other narrative executive compensation disclosures contained in this proxy statement.

The Board has a long-standing commitment to strong corporate governance and recognizes the interests that shareholders have in executive compensation. The Company’s compensation philosophy is to provide a competitive total compensation program that is based on the size-adjusted median of the compensation opportunities provided by similar utility industry companies (the “Market Data”), adjusted for our short- and long-term performance and the individual’s performance. The Board recommends a “FOR”

vote because it believes that the Human Resources Committee, which is responsible for establishing the compensation for the NEOs, designed the 2017 compensation program to align the long-term interests of the NEOs with that of shareholders to maximize shareholder value.

2017 Compensation Program Components

Type	Form	Terms
Fixed Pay	Base Salary	<ul style="list-style-type: none"> Set annually by the Human Resources Committee based upon the Market Data and other factors.
Short-term incentives	Executive Incentive Plan	<ul style="list-style-type: none"> Cash incentive pay based upon Company-wide earnings per share on a continuing diluted basis ("EPS"), safety performance and customer measures with an individual performance modifier.
Long-term incentives	Performance Share Unit ("PSU") Program	<ul style="list-style-type: none"> Performance-based PSUs have a three-year performance period dependent on total shareholder return compared to utility industry peers.
Other	Retirement Benefits	<ul style="list-style-type: none"> Employee benefit plans available to all employees, including 401(k) savings and pension plans. Supplemental retirement benefits that provide certain benefits not available due to tax limitations. Deferred compensation program that provides opportunity to defer part of base salary and short-term incentives, with earnings imputed at market rates.
	"Double-Trigger" Change of Control Protections	<ul style="list-style-type: none"> Severance pay and vesting or payment of PSUs upon a change of control together with a termination of employment.
	Limited Perquisites	<ul style="list-style-type: none"> Company provides limited perquisites to the NEOs, such as financial and tax planning.

Fiscal 2017 Executive Compensation Highlights

The Company's pay-for-performance program led to the following actual 2017 compensation being earned:

- 2017 annual short-term incentive base awards based on EPS, co-worker safety interactions and customer measures were earned at 153.98 percent of target; this payout reflected strong financial and operational performance by the Company in 2017 that was due, in part, to the successful execution of the Company's strategy as described on page 1; improved safety practices and enhanced reliability of its operations for the benefit of customers, and strategic capital allocation and disciplined cost management.
- 162.5 percent of the target three-year long-term incentive awards made in 2015 was earned based on our total shareholder return relative to the defined utility peer group over the three-year measurement period (2015-2017) plus accrued dividends of approximately 11 percent. Ameren ranked fifth out of the 17-member peer group. The January 1, 2015 PSU awards increased in value from \$46.13 per share on the grant date to \$58.99 per share as of December 31, 2017. This strong performance was attributable to the successful execution of the Company's strategy that is delivering superior value to customers and shareholders.

PROXY STATEMENT SUMMARY

The Company's compensation program for 2017 was substantially similar to the 2016 program, which was approved by approximately 95 percent of votes by shareholders entitled to vote and represented at the Company's 2017 annual meeting. Highlights of the Company's 2017 executive compensation program include:

- pay opportunities appropriate to the size of the Company when compared to other companies in the utility industry;
- a heavily performance-based pay program using multiple performance measures;
- full disclosure of the financial performance drivers used in our incentives, in numeric terms;
- a long-term incentive program that was entirely performance-based and aligned with shareholder interests through a link to stock price and measurement of stock performance versus peer companies;
- a "clawback" provision for annual and long-term incentives in the event of financial restatements and conduct or activity that is detrimental to the Company or violates the confidentiality or non-solicitation provisions of the award;
- stock ownership requirements for NEOs (and other senior executives), which align the interests of those executives and shareholders;
- a prohibition against directors and executive officers pledging Company securities and against any transaction by directors and employees of the Company and its subsidiaries which hedges (or offsets) any decrease in the value of Company equity securities;
- limited perquisites;
- no excise tax gross-ups for change of control plan participants who began participating in the plan on or after October 1, 2009;
- no backdating or repricing of equity-based compensation; and
- retention of an independent compensation consultant engaged by, and who reports directly to, the Human Resources Committee.

Ratification of PwC as Our Independent Registered Public Accounting Firm

As a matter of good corporate governance, the Company is asking shareholders to ratify the appointment of PwC as our independent registered public accounting firm for fiscal 2018. Set forth below is summary information with respect to PwC's fees for services provided in fiscal 2017 and fiscal 2016.

	Year Ended December 31, 2017	Year Ended December 31, 2016
Audit Fees	\$3,921,725	\$3,737,261
Audit-Related Fees	\$ 20,000	\$ 764,653
Tax Fees	\$ 75,000	\$ 0
All Other Fees	\$ 91,585	\$ 286,654

Proxy Statement of Ameren Corporation

(First sent or given on or about March 19, 2018 to shareholders receiving written materials)

Principal Executive Offices:

One Ameren Plaza
1901 Chouteau Avenue
St. Louis, MO 63103

FORWARD-LOOKING INFORMATION

Statements in this proxy statement not based on historical facts are considered “forward-looking” and, accordingly, involve risks and uncertainties that could cause actual results to differ materially from those discussed. Although such forward-looking statements have been made in good faith and are based on reasonable assumptions, there is no assurance that the expected results will be achieved. These statements include (without limitation) statements as to future expectations, beliefs, plans, strategies, objectives, events, conditions and financial performance. In connection with the “safe harbor” provisions of the Private Securities Litigation Reform Act of 1995, Ameren Corporation (the “Company,” “Ameren,” “we,” “us” and “our”) is providing this cautionary statement to disclose that there are important factors that could cause actual results to differ materially from those anticipated. Reference is made to the 2017 Form 10-K for a list of such factors.

QUESTIONS AND ANSWERS ABOUT THE ANNUAL MEETING AND VOTING

Q. When and where will the annual meeting be held?

A. The Annual Meeting of Shareholders of the Company (the “Annual Meeting”) will be held on Thursday, May 3, 2018, and at any adjournment thereof. Our Annual Meeting will be held at the Peoria Civic Center, 201 SW Jefferson Ave., Peoria, Illinois 61602, at 10:00 a.m. CDT. A map and directions to the Annual Meeting appear on the final page of this proxy statement.

Q. Who is entitled to vote?

A. Only shareholders of record of our common stock, \$0.01 par value (“Common Stock”), at the close of business on the record date, February 26, 2018, are entitled to vote at the Annual Meeting.

Q. What will I be voting on?

A. 1. *Election of Directors.*

Twelve directors are to be elected at the Annual Meeting to serve until the next annual meeting of shareholders and until their respective successors have been duly elected and qualified.

2. *Non-Binding Advisory Approval of Executive Compensation.*

In accordance with Section 14A of the Exchange Act, the Company is providing shareholders with the right to cast a non-binding advisory vote at the Annual Meeting to approve the compensation of the NEOs. This proposal, commonly known as a “say-on-pay” proposal, provides shareholders with the opportunity to endorse or not endorse the Company’s compensation program.

3. *Ratification of the Appointment of PwC as Independent Registered Public Accounting Firm for the Fiscal Year Ending December 31, 2018.*

The Company is asking its shareholders to ratify the appointment of PwC as the Company’s independent registered public accounting firm for the fiscal year ending December 31, 2018. PwC was appointed by the Audit and Risk Committee.

QUESTIONS AND ANSWERS ABOUT THE ANNUAL MEETING AND VOTING

4. A Shareholder Proposal Regarding a Report on Coal Combustion Residuals.

The Company is asking its shareholders to vote against a shareholder proposal regarding a report on coal combustion residuals, if presented at the meeting by the proponent.

Q. How many votes do I have?

A. Each share of Common Stock is entitled to one vote. The shares referred to on your proxy card or Notice of Internet Availability of Proxy Materials represent all shares registered in the name(s) shown thereon, including shares held in our dividend reinvestment and stock purchase plan ("DRPlus Plan") and Ameren's 401(k) savings plan.

Q. How do I obtain materials for the Annual Meeting?

A. As permitted by SEC rules, we are making this proxy statement and our annual report available to shareholders electronically via the Internet. On or about March 19, 2018, we began mailing to certain shareholders a Notice of Internet Availability of Proxy Materials containing instructions on how to access this proxy statement and our annual report and how to vote online. If you received that notice, you will not receive a printed copy of the proxy materials unless you request it by following the instructions for requesting such materials contained in the notice. The proxy statement and our 2017 Form 10-K, including consolidated financial statements, are available to you at www.amereninvestors.com/financial-info/proxy-materials/ameren-proxy-material.

This proxy statement and the accompanying proxy card are also first being mailed to shareholders on or about March 19, 2018. In the same package with this proxy material, you should have received a copy of our 2017 Form 10-K, including consolidated financial statements. When you receive this package, if all of these materials are not included, please contact us and a copy of any missing material will be sent at no expense to you.

You may reach us:

- by mail addressed to

Office of the Secretary
Ameren Corporation
P.O. Box 66149, Mail Code 1370
St. Louis, MO 63166-6149

- by calling toll-free 1-800-255-2237 (or in the St. Louis area 314-554-3502).

Q. How many shares must be present to hold the Annual Meeting?

A. In order to conduct the Annual Meeting, holders of more than one-half of the outstanding shares entitled to vote must be present in person or represented by proxy so that there is a quorum. The voting securities of the Company on February 26, 2018 consisted of 242,634,798 shares of Common Stock. Each share of Common Stock is entitled to one vote. It is important that you vote promptly so that your shares are counted toward the quorum.

In determining whether a quorum is present at the Annual Meeting, shares represented by a proxy that directs that the shares abstain from voting or that a vote be withheld on a matter, as well as broker non-votes, will be deemed to be represented at the meeting for quorum purposes. A "broker non-vote" occurs when shares are represented by a proxy, returned by a broker, bank or other fiduciary holding shares as the record holder in nominee or "street" name for a beneficial owner, which gives voting instructions as to at least one of the matters to be voted on but indicates that the record holder does not have the authority to vote or give voting instructions by proxy on a particular matter, such as a non-discretionary matter for which voting instructions

have not been given to the record holder by the beneficial owner. Shares as to which voting instructions are given as to at least one of the matters to be voted on will also be deemed to be so represented. If the proxy states how shares will be voted in the absence of instructions by the shareholder, such shares will be deemed to be represented at the meeting.

Q. What are the vote requirements for each matter?

A. In all matters, including the election of directors, every decision of a majority of the shares entitled to vote on the subject matter and represented in person or by proxy at the meeting at which a quorum is present will be valid as an act of the shareholders, unless a larger vote is required by law, the Company's By-Laws or the Company's Restated Articles of Incorporation. Each matter on the agenda for the Annual Meeting is subject to this majority voting standard.

In tabulating the number of votes on a matter, (i) shares represented by a proxy, which directs that the shares abstain from voting or that a vote be withheld on one or more matters, will be deemed to be represented at the meeting as to such matter or matters, (ii) broker non-votes will not be deemed to be represented at the meeting for the purpose of the vote on such matter or matters, (iii) except as provided in (iv) below, shares represented by a proxy as to which voting instructions are not given as to one or more matters to be voted on will not be deemed to be represented at the meeting for the purpose of the vote as to such matter or matters and (iv) a proxy, which states how shares will be voted in the absence of instructions by the shareholder as to any matter, will be deemed to give voting instructions as to such matter. Shareholder votes are certified by independent inspectors of election.

Q. How do I vote?

A. *By Proxy*. Before the Annual Meeting, you can give a proxy to vote your shares of the Company's Common Stock in one of the following ways:

- by calling the toll-free telephone number (1-800-690-6903);
- by using the Internet (www.proxyvote.com); or
- by completing and signing a proxy card and mailing it in time to be received before the Annual Meeting.

The telephone and Internet voting procedures are designed to confirm your identity and to allow you to give your voting instructions. If you wish to vote by telephone or the Internet, please follow the instructions on your proxy card or Notice of Internet Availability of Proxy Materials. Additional instructions will be provided on the telephone message and website. Please have your proxy card or Notice of Internet Availability of Proxy Materials at hand when voting. If you vote by telephone or Internet, DO NOT mail a proxy card. The telephone and Internet voting facilities will close at 11:59 P.M. EDT on May 2, 2018.

If you mail us your properly completed and signed proxy card, or vote by telephone or the Internet, your shares of Common Stock will be voted according to the choices that you specify. If you sign and mail your proxy card without marking any choices, your proxy will be voted as recommended by the Board — FOR the Board's nominees for director (Item (1)), FOR the non-binding advisory approval of the compensation of our NEOs disclosed in this proxy statement (Item (2)), FOR the ratification of the appointment of PricewaterhouseCoopers LLP as independent registered public accounting firm (Item (3)), AGAINST the shareholder proposal regarding a report on coal combustion residuals (Item (4)), and in the discretion of the named proxies upon such other matters as may properly come before the meeting.

If you hold any shares in the 401(k) savings plan of Ameren, your completed proxy card or telephone or Internet proxy vote will serve as voting instructions to the plan trustee, and the plan trustee will vote your shares as you have directed. However, your voting instructions must be received at least five days prior to the Annual Meeting (i.e., by April 28, 2018) in order to count. In accordance with the terms of the plan, the trustee will vote all of the shares held in the plan for which voting instructions have not been received in accordance with instructions received from an independent fiduciary designated by Ameren Services Company, a wholly owned subsidiary of the Company ("Ameren Services").

QUESTIONS AND ANSWERS ABOUT THE ANNUAL MEETING AND VOTING

If you have shares registered in the name of a bank, broker or other registered owner or nominee, you should receive instructions from that registered owner about how to instruct them to vote those shares.

In Person . You may come to the Annual Meeting and cast your vote there. Only shareholders of record at the close of business on the record date, February 26, 2018, are entitled to vote at and to attend the Annual Meeting.

Q. Can I change my vote?

A. You may revoke your proxy at any time after you give it and before it is voted by entering a new vote by telephone or the Internet or by delivering either a written revocation or a signed proxy bearing a later date to the Secretary of the Company or by voting in person at the Annual Meeting. To revoke a proxy by telephone or the Internet, you must do so by 11:59 P.M. EDT on May 2, 2018 (following the directions on the proxy card or Notice of Internet Availability of Proxy Materials). Attendance at the Annual Meeting will not cause your previously granted proxy to be revoked unless you specifically so request.

Q. Will my shares be voted if I do not provide instructions to my broker?

A. If you hold your shares in street name and you do not provide your broker with timely voting instructions, New York Stock Exchange (“NYSE”) rules permit brokerage firms to vote your shares at their discretion on certain “routine” matters. At the Annual Meeting, the only routine matter is the ratification of the appointment of PwC as our independent registered public accounting firm. Brokerage firms may not vote without instructions from you on the following matters: election of directors, advisory vote on approval of executive compensation, or the shareholder-presented proposal. Without your voting instruction on items that require them, a broker non-vote will occur.

Q. Who is soliciting my vote?

A. The solicitation of proxies is made by our Board of Directors (the “Board of Directors” or the “Board”) for the Annual Meeting of Shareholders of the Company. We are a holding company, and our principal direct and indirect subsidiaries include Union Electric Company, doing business as Ameren Missouri (“Ameren Missouri”); Ameren Illinois Company, doing business as Ameren Illinois (“Ameren Illinois”); and Ameren Transmission Company of Illinois.

Q. Does the Board consider director nominees recommended by shareholders?

A. The Nominating and Corporate Governance Committee will consider director nominations from shareholders in accordance with the Company’s Policy Regarding Nominations of Directors (the “Director Nomination Policy”), a copy of which can be found on the Company’s website.

Q. Do I need a ticket to attend the Annual Meeting?

A. An admission ticket is required to enter the Company’s Annual Meeting. Please follow the advance registration instructions on your Notice of Internet Availability of Proxy Materials or proxy card. Please plan to arrive promptly to have sufficient time to proceed through a customary security line, which may include a bag search.

Q. Is my vote confidential?

A. The Board of Directors has adopted a confidential shareholder voting policy for proxies, ballots and voting instructions submitted by shareholders. This policy does not prohibit disclosure when it is required by applicable law. In addition, nothing in the confidential shareholder voting policy prohibits shareholders or participants in the Company’s savings investment plans from voluntarily disclosing their votes or voting instructions, as applicable, to the Company’s directors or executive officers, nor does the policy prevent the

Company or any agent of the Company from ascertaining which shareholders have voted or from making efforts to encourage shareholders to vote. The policy does not limit the free and voluntary communication between the Company and its shareholders. Except with respect to materials submitted regarding shares allocated to participant accounts in the Company's savings investment plans, all comments written on proxies, ballots or voting materials, together with the names and addresses of the commenting shareholders, may be made available to Company directors and executive officers.

Q. Can I listen to the Annual Meeting online?

A. The Annual Meeting will be webcast live on May 3, 2018. You are invited to visit www.amereninvestors.com at 10:00 a.m. CDT on May 3, 2018, to hear the webcast of the Annual Meeting. On the home page, you will click on "Live Webcast — 2018 Annual Meeting", then the appropriate audio link. You cannot record your vote on this webcast.

Q. How do I review the list of shareholders?

A. The names of shareholders of record entitled to vote at the Annual Meeting will be available at the Annual Meeting and, for ten days prior to the Annual Meeting, at the Office of the Secretary of the Company.

Q. What is the Company's mailing policy when multiple registered shareholders share an address?

A. The Company is permitted and intends to mail only one Notice of Internet Availability of Proxy Materials and/or one annual report and one proxy statement to multiple registered shareholders sharing an address who have consented to the delivery of one set of proxy materials per address or have received prior notice of our intent to do so, so long as the Company has not received contrary instructions from one or more of such shareholders. This practice is commonly referred to as "householding." Householding reduces the volume of duplicate information received at your household and the cost to the Company of preparing and mailing duplicate materials.

If you share an address with other registered shareholders and your household receives one set of the proxy materials and you decide you want a separate copy of the proxy materials, the Company will promptly mail your separate copy if you contact the Office of the Secretary, Ameren Corporation, P.O. Box 66149, St. Louis, Missouri 63166-6149 or by calling toll-free 1-800-255-2237 (or in the St. Louis area 314-554-3502). Additionally, to resume the mailing of individual copies of future proxy materials to a particular shareholder, you may contact the Office of the Secretary, and your request will be effective within 30 days after receipt. You may request householding of these documents by providing the Office of the Secretary with a written request to eliminate multiple mailings. The written request must include names and account numbers of all shareholders consenting to householding for a given address and must be signed by those shareholders.

Additionally, the Company has been notified that certain banks, brokers and other nominees may household the Company's proxy materials for shareholders who hold Company shares with the bank, broker or other nominee in "street" name and have consented to householding. In this case, you may request individual copies of proxy materials by contacting your bank, broker or other nominee.

AMEREN CORPORATE GOVERNANCE OVERVIEW**AMEREN CORPORATE GOVERNANCE OVERVIEW**

The Company has a history of strong corporate governance practices and is continuously focused on ensuring that its corporate governance practices protect and enhance long-term shareholder value. The Company's commitment to good corporate governance is demonstrated through practices such as:

Board of Directors:

- Our entire Board is elected annually.
- A majority voting standard is used to elect all directors.
- Our Board is comprised entirely of independent directors, except for our CEO.
- We have an independent Lead Director with clearly delineated and comprehensive duties and responsibilities.
- We maintain a director retirement age of 72. Directors who attain age 72 must submit a letter offering to retire to the Nominating and Corporate Governance Committee for its consideration.
- Only independent directors serve on all standing Board committees, including the Audit and Risk Committee, the Human Resources Committee and the Nominating and Corporate Governance Committee of the Board. Each committee operates under a written charter that has been approved by the Board and is reviewed annually.
- Our independent directors hold executive sessions of the Board at every regularly scheduled Board meeting that are led by the Lead Director, outside the presence of the Chairman, the Chief Executive Officer or any other Company employee, and meet in private session with the Chief Executive Officer at every regularly scheduled Board meeting.
- The Board and each of the Board committees annually reviews its performance, structure and processes in order to assess how effectively it is functioning.
- The Board conducts succession planning on an annual basis and regularly focuses on senior executive development.
- The Board, and the Audit and Risk Committee of the Board, regularly consider key risks facing and regulations applicable to the Company.

Shareholder Rights:

- Shareholders representing not less than 25% of the Company's outstanding Common Stock have the right to call a special meeting of shareholders.
- We have implemented proxy access for a single shareholder, or a group of up to 20 shareholders, who have held 3% of the Company's stock for at least 3 years to nominate the greater of 20% of the Board and two directors.
- We do not have a shareholder rights plan ("poison pill") in place.
- Other than a super-majority requirement (66.67%) to approve mergers as provided by Missouri state statute, we have no super-majority voting requirement for shareholder action. The Company removed the only super-majority voting requirement in its governing documents on December 14, 2012, and has not added any super-majority provision since that date.
- Our directors may be removed without cause.

ITEMS YOU MAY VOTE ON**ITEM (1): ELECTION OF DIRECTORS**

Twelve directors are to be elected at the Annual Meeting to serve until the next annual meeting of shareholders and until their respective successors have been duly elected and qualified. In the absence of instructions to the contrary, executed proxies will be voted in favor of the election of the persons listed below. In the event that any nominee for election as director should become unavailable to serve, votes will be cast for such substitute nominee or nominees as may be nominated by the Nominating and Corporate Governance Committee of the Board of Directors and approved by the Board of Directors, or the Board of Directors may reduce the size of the Board in accordance with the Company's By-Laws and Restated Articles of Incorporation. The Board of Directors knows of no reason why any nominee will not be able to serve as director. The 12 nominees for director who receive the vote of at least a majority of the shares entitled to vote in the election of directors and represented in person or by proxy at the meeting at which a quorum is present will be elected. Shareholders may not cumulate votes in the election of directors. In the event that any nominee for reelection fails to obtain the required majority vote, such nominee will tender his or her resignation as a director for consideration by the Nominating and Corporate Governance Committee of the Board of Directors. The Nominating and Corporate Governance Committee will evaluate the best interests of the Company and its shareholders and will recommend to the Board the action to be taken with respect to any such tendered resignation. If there is a nominee, other than a nominee for reelection, who fails to obtain the required majority vote, such nominee will not be elected to the Board, and there will be a vacancy on the Board of Directors as a result thereof. Pursuant to the Company's By-Laws and Restated Articles of Incorporation, any vacancy on the Board of Directors shall be filled by a majority of the directors then in office.

INFORMATION CONCERNING NOMINEES TO THE BOARD OF DIRECTORS

The nominees for our Board of Directors are listed below, along with their ages as of December 31, 2017, tenure as director, other directorships held by such nominee during the previous five years and business background for at least the last five years. Each nominee's biography below also includes a description of the specific experience, qualifications, attributes or skills of each director or nominee that led the Board to conclude that such person should serve as a director of Ameren. The fact that we do not list a particular experience, qualification, attribute or skill for a director nominee does not mean that nominee does not possess that particular experience, qualification, attribute or skill. In addition to those specific experiences, qualifications, attributes or skills detailed below, each nominee has demonstrated the highest professional and personal ethics, a broad experience in business, government, education or technology, the ability to provide insights and practical wisdom based on their experience and expertise, a commitment to enhancing shareholder value, compliance with legal and regulatory requirements, and the ability to develop a good working relationship with other Board members and contribute to the Board's working relationship with senior management of the Company. In assessing the composition of the Board of Directors, the Nominating and Corporate Governance Committee recommends Board nominees so that, collectively, the Board is balanced by having the necessary experience, qualifications, attributes and skills and that no nominee is recommended because of one particular criterion, except that the Nominating and Corporate Governance Committee does believe it appropriate for at least one member of the Board to meet the criteria for an "audit committee financial expert" as defined by SEC rules. See "**CORPORATE GOVERNANCE — Consideration of Director Nominees**" below for additional information regarding director nominees and the nominating process.

Each nominee has consented to being nominated for director and has agreed to serve if elected. No arrangement or understanding exists between any nominee and the Company or, to the Company's knowledge, any other person or persons pursuant to which any nominee was or is to be selected as a director or nominee. All of the nominees are currently directors of the Company and, except for Mr. Ivey, all of the nominees were elected by shareholders at the Company's prior annual meeting. There are no family relationships between any director, executive officer, or person nominated or chosen by the Company to become a director or executive officer. All of the nominees for election to the Board were unanimously recommended by the Nominating and Corporate Governance Committee of the Board of Directors and were unanimously nominated by the Board of Directors. In addition, Mr. Ivey was recommended by a third-party search firm retained by the Nominating and Corporate Governance Committee prior to his nomination and election as a director.

ITEMS YOU MAY VOTE ON

Qualification and Experience	Baxter	Brune	Coleman	Fitzsimmons	Flores	Galvin	Harshman	Ivey	Jackson	Johnson	Lipstein	Wilson
Active Executive	<input type="checkbox"/>			<input type="checkbox"/>			<input type="checkbox"/>		<input type="checkbox"/>			
Board Tenure: 0-5 Years	<input type="checkbox"/>		<input type="checkbox"/>		<input type="checkbox"/>		<input type="checkbox"/>	<input type="checkbox"/>				
Board Tenure: 6-9 Years		<input type="checkbox"/>		<input type="checkbox"/>							<input type="checkbox"/>	<input type="checkbox"/>
Board Tenure: 10+ Years						<input type="checkbox"/>			<input type="checkbox"/>	<input type="checkbox"/>		
Customer Relations or Consumer Orientation Experience	<input type="checkbox"/>	<input type="checkbox"/>	<input type="checkbox"/>				<input type="checkbox"/>	<input type="checkbox"/>			<input type="checkbox"/>	<input type="checkbox"/>
Cyber / I.T.		<input type="checkbox"/>	<input type="checkbox"/>									
Diversity (Gender)		<input type="checkbox"/>		<input type="checkbox"/>					<input type="checkbox"/>			
Diversity (Race/Ethnicity)					<input type="checkbox"/>			<input type="checkbox"/>		<input type="checkbox"/>		
Financial or Banking Experience	<input type="checkbox"/>	<input type="checkbox"/>	<input type="checkbox"/>	<input type="checkbox"/>		<input type="checkbox"/>	<input type="checkbox"/>		<input type="checkbox"/>	<input type="checkbox"/>	<input type="checkbox"/>	<input type="checkbox"/>
Legal / Governance				<input type="checkbox"/>						<input type="checkbox"/>		
Nuclear Experience	<input type="checkbox"/>				<input type="checkbox"/>							
Operations Experience	<input type="checkbox"/>	<input type="checkbox"/>	<input type="checkbox"/>		<input type="checkbox"/>		<input type="checkbox"/>	<input type="checkbox"/>			<input type="checkbox"/>	<input type="checkbox"/>
Serves on Other Public Boards	<input type="checkbox"/>					<input type="checkbox"/>	<input type="checkbox"/>			<input type="checkbox"/>		<input type="checkbox"/>
Utilities / Regulatory Experience	<input type="checkbox"/>	<input type="checkbox"/>	<input type="checkbox"/>	<input type="checkbox"/>	<input type="checkbox"/>	<input type="checkbox"/>	<input type="checkbox"/>	<input type="checkbox"/>	<input type="checkbox"/>	<input type="checkbox"/>	<input type="checkbox"/>	<input type="checkbox"/>

W ARNER L. B AXTER


**C HAIRMAN , P RESIDENT AND C HIEF
E XECUTIVE O FFICER OF THE C OMPANY**

Director since: 2014

Age: 56

Outside directorships:

- U.S. Bancorp,
December 2015 — Present
- UMB Financial Corporation,
2013 — October 2015

E XECUTIVE E XPERIENCE :

Mr. Baxter began his career with Ameren Missouri in 1995 as Assistant Controller. He was named Controller of Ameren Missouri in 1996. Following the 1997 merger of Ameren Missouri and CIPSCO Incorporated, he served as Vice President and Controller of Ameren and Ameren Services. In 2001, Mr. Baxter was named Senior Vice President, Finance. From 2003 to 2009, Mr. Baxter was Executive Vice President and Chief Financial Officer of Ameren and certain of its subsidiaries, where he led the finance, strategic planning and enterprise risk management functions. From 2007 to 2009, he was also President and Chief Executive Officer of Ameren Services. From 2009 to 2014, Mr. Baxter served as the Chairman, President and Chief Executive Officer of Ameren Missouri. On February 14, 2014, Mr. Baxter succeeded Thomas R. Voss as President of the Company. Mr. Baxter succeeded Mr. Voss as Chief Executive Officer of the Company on April 24, 2014 and as Chairman of the Board on July 1, 2014. Prior to joining Ameren, Mr. Baxter served as senior manager in PwC's national office in New York City from 1993 to 1995. From 1983 to 1993, Mr. Baxter worked in PwC's St. Louis office, where he provided auditing and consulting services to clients in a variety of industries.

Mr. Baxter served as a director of Ameren Missouri from 1999 to 2014, and as a director of Ameren Illinois from 1999 to 2009.

S KILLS AND Q UALIFICATIONS :

Based primarily upon Mr. Baxter's extensive executive management and leadership experience; strong strategic planning, regulatory, accounting, financial, industry, risk management, government relations, operations and compensation skills and experience; tenure with the Company (and its current and former affiliates); and tenure and contributions as a current Board member, the Board concluded that Mr. Baxter should serve as a director of Ameren.

CATHERINE S. BRUNE



RETIREE PRESIDENT, ALLSTATE
PROTECTION EASTERN TERRITORY
OF ALLSTATE INSURANCE COMPANY

Director since: 2011

Age: 64

Standing Board committees:

- Audit and Risk Committee
- Nominating and Corporate Governance Committee

Outside directorships: None

EXECUTIVE EXPERIENCE :

Ms. Brune served as President of Allstate, a personal lines insurer, from October 2010 to November 2013 and oversaw Property/Casualty operations in 23 states and Canada. Ms. Brune worked in various managerial capacities for Allstate from 1976 to 2013. She was elected the company's youngest officer in 1986, moving into information technology in the early 1990s. In 2002, Ms. Brune was named Allstate's Senior Vice President, Chief Information Officer. Ms. Brune was a member of Allstate's senior leadership team. Ms. Brune retired from Allstate in November 2013.

SKILLS AND QUALIFICATIONS :

Based primarily upon Ms. Brune's extensive executive management and leadership experience as a former President and Chief Information Officer of a leading insurance company; strong information and technology, strategic planning, financial, regulatory, compensation, operations, customer relations, risk management and administrative skills and experience; and tenure and contributions as a current Board and Board committee member, the Board concluded that Ms. Brune should serve as a director of Ameren.

J. EDWARD COLEMAN



FORMER CHIEF EXECUTIVE
OFFICER OF CIOX HEALTH

Director since: 2015

Age: 66

Standing Board committees:

- Audit and Risk Committee
- Nuclear and Operations Committee

Outside directorships:

- Lexmark International, Inc., 2010–2016
- Unisys Corporation, 2008–2014

EXECUTIVE EXPERIENCE :

Mr. Coleman served as the Chief Executive Officer of CIOX Health, a health information management firm, from May 2016 to June 2017. Mr. Coleman served as Chairman and Chief Executive Officer of Unisys Corporation from October 2008 to December 2014. He previously served as Chief Executive Officer of Gateway, Inc. from 2006 to 2008, as Senior Vice President and President of Enterprise Computing Solutions at Arrow Electronics from 2005 to 2006, and as Chief Executive Officer of CompuCom Systems, Inc. from 1999 to 2004 and as Chairman of the Board from 2001 to 2004. Earlier in his career, he held various leadership positions at Computer Sciences Corporation and IBM Corporation.

SKILLS AND QUALIFICATIONS :

Based primarily upon Mr. Coleman's extensive executive management and leadership experience as a former chief executive officer of both private and publicly traded technology companies; strong strategic planning, financial, information technology, customer relations, compensation, operations and administrative skills and experience; and contributions as a current Board and Board committee member, the Board concluded that Mr. Coleman should serve as a director of Ameren.

ITEMS YOU MAY VOTE ON**E LLEN M. F ITZSIMMONS**

**C ORPORATE E XECUTIVE V ICE P RESIDENT , G ENERAL C
OUNSEL AND C ORPORATE S ECRETARY OF S UNTRUST B
ANKS , I NC .**

Director since: 2009

Age: 57

Standing Board committees:

- Finance Committee
- Nuclear and Operations Committee

Outside directorships: None

E XECUTIVE E XPERIENCE :

Ms. Fitzsimmons serves as the Corporate Executive Vice President, General Counsel and Corporate Secretary of SunTrust Banks, Inc. From 2003 to November 2017, Ms. Fitzsimmons served as Executive Vice President of Law and Public Affairs, General Counsel and Corporate Secretary of CSX Corporation, a transportation supplier, which she first joined in 1991. Ms. Fitzsimmons oversaw all legal, government relations and public affairs activities for CSX. During Ms. Fitzsimmons' tenure with CSX, her responsibilities included key roles in major risk and corporate governance-related areas.

S KILLS AND Q UALIFICATIONS :

Based primarily upon Ms. Fitzsimmons' extensive executive and leadership experience as the Executive Vice President, General Counsel and Corporate Secretary of a financial services provider and of a transportation supplier; strong legal, government relations, public affairs, regulatory, accounting, financial, risk management, internal audit, compliance, corporate governance, compensation and administrative skills and experience; and tenure and contributions as a current Board and Board committee member, the Board concluded that Ms. Fitzsimmons should serve as a director of Ameren.

R AFAEL F LORES

**F ORMER S ENIOR V ICE P RESIDENT AND
C HIEF N UCLEAR O FFICER OF L UMINANT**

Director since: 2015

Age: 62

Standing Board committees:

- Nominating and Corporate Governance Committee
- Nuclear and Operations Committee

Outside directorships: None

E XECUTIVE E XPERIENCE :

Mr. Flores joined Luminant, a private Texas-based electric utility, in 1983 and served as Senior Vice President and Chief Nuclear Officer from 2009 to 2015. In this position, he oversaw operations at the Comanche Peak Nuclear Power Plant in Texas, reported nuclear matters directly to Luminant's nuclear oversight advisory board and represented Luminant with the Nuclear Regulatory Commission, the Institute of Nuclear Power Operations, the Nuclear Energy Institute and on various committees and working groups in the nuclear industry.

S KILLS AND Q UALIFICATIONS :

Based primarily upon Mr. Flores' extensive executive and leadership experience as Senior Vice President and Chief Nuclear Officer of an electric utility; government relations, public affairs, regulatory, industry, risk management, compensation, operations and administrative skills and experience; and tenure and contributions as a current Board and Board committee member, the Board concluded that Mr. Flores should serve as a director of Ameren.

WALTER J. GALVIN



RETIRED VICE CHAIRMAN AND CHIEF FINANCIAL OFFICER OF EMERSON ELECTRIC CO.

Director since: 2007

Lead Director since: 2013

Age: 71

Standing Board committees:

- Audit and Risk Committee (Chair)
- Finance Committee

Outside directorships:

- Aegion Corporation, 2014–Present
- Emerson Electric Co., 2000–2013
- F.M. Global Insurance Company (non-reporting company), 1995–2015

EXECUTIVE EXPERIENCE :

Mr. Galvin serves as a senior advisor to Irving Place Capital, a private equity fund. Mr. Galvin served as Vice Chairman of Emerson Electric, an electrical and electronics manufacturer, from October 2009 to February 2013. He served as Emerson Electric's Chief Financial Officer from 1993 until February 2010. He served as a management member of Emerson Electric's Board of Directors from 2000 to February 2013 and as a consultant to Emerson Electric from February 2013 to September 2015.

SKILLS AND QUALIFICATIONS :

Based primarily upon Mr. Galvin's extensive executive management and leadership experience as the former Vice Chairman and Chief Financial Officer of an industrial manufacturing company; significant accounting, financial, risk management, regulatory, industry, compensation and administrative skills and experience; and tenure and contributions as a current Board and Board committee member, the Board concluded that Mr. Galvin should serve as a director of Ameren.

RICHARD J. HARSHMAN



CHAIRMAN, PRESIDENT AND CHIEF EXECUTIVE OFFICER OF ALLEGHENY TECHNOLOGIES INCORPORATED

Director since: 2013

Age: 61

Mr. Harshman will succeed Mr. Galvin as Lead Director, effective May 3, 2018.

Standing Board committees:

- Human Resources Committee
- Nuclear and Operations Committee (Chair)

Outside directorships:

- Allegheny Technologies Incorporated, 2011–Present

EXECUTIVE EXPERIENCE :

Mr. Harshman serves as the Chairman, President and Chief Executive Officer of Allegheny Technologies Incorporated, a producer of specialty materials and components to the global electrical energy, aerospace and defense, oil and gas, chemical process industry, medical, and other diversified consumer and durable goods markets.

SKILLS AND QUALIFICATIONS :

Based primarily upon Mr. Harshman's extensive executive management and leadership experience as the Chairman, President and Chief Executive Officer, and previously Chief Financial Officer, of a specialty materials manufacturer; his significant strategic planning, financial, operations, regulatory, industry, customer relations, compensation and administrative skills and experience; and tenure and contributions as a current Board and Board committee member, the Board concluded that Mr. Harshman should serve as a director of Ameren.

ITEMS YOU MAY VOTE ON

C RAIG S. IVEY



R ETIRED P RESIDENT OF C ONSOLIDATED E DISON C OMPANY OF N EW Y ORK , I NC .

Director since: 2018

Age: 55

Standing Board committees:

- Audit and Risk Committee
- Nuclear and Operations Committee

Outside directorships: None

E XECUTIVE E XPERIENCE :

Mr. Ivey served as President of Consolidated Edison Company of New York, Inc. (Con Edison) from 2009 through 2017. Con Edison provides electric service to approximately 3.4 million customers and delivers gas to approximately 1.1 million customers in New York City and Westchester County; it also operates the largest steam distribution system in the United States for customers in New York City. He previously served in various positions at Dominion Resources, an electric utility company in Virginia, from 1985 to 2009, most recently as Senior Vice President for Transmission and Distribution.

S KILLS AND Q UALIFICATIONS :

Based primarily upon Mr. Ivey's extensive executive management and leadership experience as the President and Senior Vice President of regulated utility companies and his significant strategic planning, regulatory, industry, risk management, government relations, operations, and customer relations skills and experience, the Board concluded that Mr. Ivey should serve as a director of Ameren.

G AYLE P.W. J ACKSON , P H .D.



P RESIDENT AND C HIEF E XECUTIVE O FFICER , E NERGY G LOBAL , I NC .

Director since: 2005

Age: 71

Standing Board committees:

- Nominating and Corporate Governance Committee (Chair)
- Nuclear and Operations Committee

Outside directorships:

- Atlas Pipeline Partners, L.P., 2005–2009, 2011–2015

E XECUTIVE E XPERIENCE :

Dr. Jackson serves as the President and Chief Executive Officer of Energy Global, Inc., a consulting firm that specializes in corporate development, diversification and government relations strategies for energy companies. From 2002 to 2004, Dr. Jackson served as Managing Director of FE Clean Energy Group, a global private equity management firm that invests in energy companies and projects in Central and Eastern Europe, Latin America and Asia. Dr. Jackson is a past Deputy Chairman of the Federal Reserve Bank of St. Louis.

S KILLS AND Q UALIFICATIONS :

Based primarily upon Dr. Jackson's extensive executive management and leadership experience as the President and Chief Executive Officer of a consulting firm which specializes in corporate development, diversification and government relations strategies for energy companies; strong strategic planning, marketing, banking, financial, regulatory, industry, compensation and administrative skills and experience; her experience as a director of two other publicly-traded companies; and tenure and contributions as a current Board and Board committee member, the Board concluded that Dr. Jackson should serve as a director of Ameren.

J AMES C. J OHNSON



**R ETIRED G ENERAL C OUNSEL ,
L OOP C APITAL M ARKETS LLC**

Director since: 2005

Age: 65

Standing Board committees:

- Human Resources Committee (Chair)
- Nominating and Corporate Governance Committee

Outside directorships:

- Hanesbrands Inc., 2006–Present
- Energizer Holdings, Inc., 2013–Present
- Edgewell Personal Care Company, 2015–Present

EXECUTIVE EXPERIENCE :

Mr. Johnson served as General Counsel of Loop Capital Markets LLC, a financial services firm, from November 2010 to December 2013. From 1998 until 2009, Mr. Johnson served in a number of responsible positions at The Boeing Company, an aerospace and defense firm, including serving as Vice President, Corporate Secretary and Assistant General Counsel from 2003 until 2007 and as Vice President and Assistant General Counsel, Commercial Airplanes, from 2007 until his retirement in March 2009.

SKILLS AND QUALIFICATIONS :

Based primarily upon Mr. Johnson's extensive executive management and leadership experience as the former General Counsel of a financial services firm and as the former Vice President, Corporate Secretary and Assistant General Counsel of an aerospace and defense firm; his strong legal, compliance, risk management, board-management relations, corporate governance, finance, regulatory and compensation skills and experience; and tenure and contributions as a current Board and Board committee member, the Board concluded that Mr. Johnson should serve as a director of Ameren.

STEVEN H. L IPSTEIN



**F ORMER P RESIDENT AND C HIEF E XECUTIVE O FFICER OF
BJC H EALTH C ARE**

Director since: 2010

Age: 61

Standing Board committees:

- Human Resources Committee
- Finance Committee

Outside directorships:

- BJC HealthCare (non-profit organization), 1999–2017

EXECUTIVE EXPERIENCE :

Mr. Lipstein served as President and Chief Executive Officer of BJC HealthCare, one of the largest non-profit healthcare organizations in the United States, from 1999 through 2016, and as Chief Executive Officer through December 2017. From 1982 to 1999, Mr. Lipstein held various executive positions within The University of Chicago Hospitals and Health System and The Johns Hopkins Hospital and Health System. Mr. Lipstein served as Chairman of the Federal Reserve Bank of St. Louis from 2009 to 2011.

SKILLS AND QUALIFICATIONS :

Based primarily upon Mr. Lipstein's extensive executive management and leadership experience as the Chief Executive Officer and former President of a healthcare organization; strong strategic planning, banking, regulatory, financial, customer relations, operations, compensation and administrative skills and experience; and tenure and contributions as a current Board and Board committee member, the Board concluded that Mr. Lipstein should serve as a director of Ameren.

ITEMS YOU MAY VOTE ON

S TEPHEN R. W ILSON



**R ETIRED C HAIRMAN , P RESIDENT AND
C HIEF E XECUTIVE O FFICER OF
C F I NDUSTRIES H OLDINGS , I NC .**

Director since: 2009

Age: 69

Standing Board committees:

- Finance Committee (Chair)
- Human Resources Committee

Outside directorships:

- CF Industries Holdings, Inc., 2005–2014
- Terra Nitrogen GP, Inc., 2010–2014
- GATX Corporation, 2014–Present
- Keytrade AG, 2016–Present

E XECUTIVE E XPERIENCE :

Mr. Wilson is the retired Chairman, President and Chief Executive Officer of CF Industries Holdings, Inc., a manufacturer and distributor of nitrogen fertilizer products. He served in those capacities from 2005 until his retirement in 2014, as President and Chief Executive Officer of CF Industries, Inc. (a predecessor company) from 2003 to 2005 and as Chief Financial Officer from 1991 to 2003.

S KILLS AND Q UALIFICATIONS :

Based primarily upon Mr. Wilson's extensive executive management and leadership experience as the former Chairman, President and Chief Executive Officer and the former Chief Financial Officer of an industrial manufacturing company; strong strategic planning, financial, operations, risk management, regulatory, compensation, customer relations and administrative skills and experience; and tenure and contributions as a current Board and Board committee member, the Board concluded that Mr. Wilson should serve as a director of Ameren.

Board Recommendation for Election of Director Nominees

Your Board of Directors unanimously recommends that you vote " **FOR** " the Election of these Director Nominees.

BOARD STRUCTURE

Board and Committee Meetings and Annual Meeting Attendance

During 2017, the Board of Directors met 6 times. All then-incumbent directors attended or participated in 75 percent or more of the aggregate number of meetings of the Board and the Board Committees of which they were members held during the period for which such directors have been directors.

The Company has adopted a policy under which Board members are expected to attend each shareholders' meeting. At the 2017 annual meeting of shareholders, all of the then-incumbent directors were in attendance.

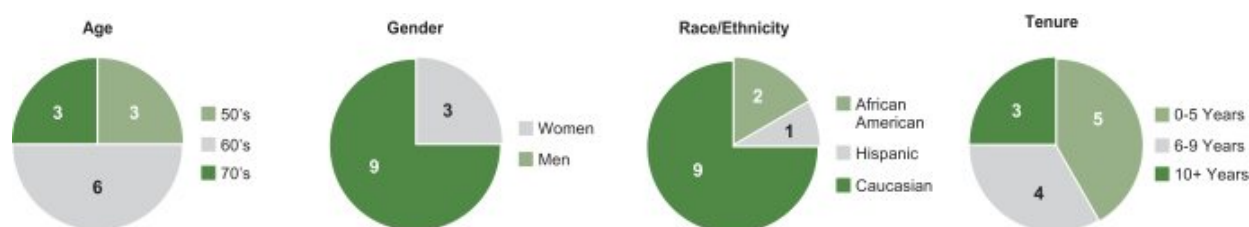
Director Qualification Standards

The Board of Directors, in accordance with NYSE listing standards, has adopted a formal set of Corporate Governance Guidelines, which include certain director qualification standards.

A director who attains age 72 prior to the date of an annual meeting is required to submit a letter to the Nominating and Corporate Governance Committee offering his or her resignation from the Board, effective with the end of the director's elected term, for consideration by the Nominating and Corporate Governance Committee. The Nominating and Corporate Governance Committee will review the appropriateness of continued service on the Board of Directors by that director and make a recommendation to the Board of Directors and, if applicable, repeat such review annually thereafter.

In addition, the Corporate Governance Guidelines provide that a director who undergoes a significant change with respect to principal employment is required to notify the Nominating and Corporate Governance Committee and offer his or her resignation from the Board. The Nominating and Corporate Governance Committee will then evaluate the facts and circumstances and make a recommendation to the Board whether to accept the offered resignation or request that the director continue to serve on the Board.

Board Diversity



Board Leadership Structure

The Company's By-Laws and Corporate Governance Guidelines delegate to the Board of Directors the right to exercise its discretion to either separate or combine the offices of Chairman of the Board and Chief Executive Officer. The Board annually considers the appropriate leadership structure for the Company and has concluded that the Company and its shareholders are best served by the Board retaining discretion to determine whether the same individual should serve as both Chairman of the Board and Chief Executive Officer. This decision is based upon the Board's determination of what is in the best interests of the Company and its shareholders, in light of then-current and anticipated future circumstances and taking into consideration succession planning, skills and experience of the individual(s) filling those positions, and other relevant factors. The independent members of the Board have determined that the Board leadership structure that is most appropriate at this time, given the specific characteristics and circumstances of the Company and the skills and experience of Mr. Baxter, is a leadership structure that combines the roles of Chairman of the Board and Chief Executive Officer with Mr. Baxter filling those roles for the following primary reasons:

- such a Board leadership structure with combined Chairman and Chief Executive Officer roles has previously served the Company and its shareholders well, and the Board expects that the structure

ITEMS YOU MAY VOTE ON

will continue to serve them well, based primarily on Mr. Baxter's background, skills and experience, as detailed in his biography above;

- pursuant to the Company's Corporate Governance Guidelines, when the Chairman of the Board is the Chief Executive Officer or an employee of the Company, the Company has a designated independent Lead Director (as defined and discussed below), selected by the Company's Nominating and Corporate Governance Committee and ratified by vote of the independent directors, with clearly delineated and comprehensive duties and responsibilities as set forth in the Company's Corporate Governance Guidelines, which provides the Company with a strong counterbalancing governance and leadership structure that is designed so that independent directors exercise oversight of the Company's management and key issues related to strategy and risk;
- only independent directors serve on all standing Board committees, including the Audit and Risk Committee, the Human Resources Committee and the Nominating and Corporate Governance Committee;
- independent directors hold executive sessions of the Board at every regularly scheduled Board meeting that are led by the Lead Director, outside the presence of the Chairman, the Chief Executive Officer or any other Company employee, and meet in private session with the Chief Executive Officer at every regularly scheduled Board meeting;
- the Company has established a Policy Regarding Communications to the Board of Directors for all shareholders and other interested parties;
- the combined Chairman and Chief Executive Officer position continues to be the principal board leadership structure among public companies in the United States, including the Company's peer companies; and
- there is no empirical evidence that separating the roles of Chairman and Chief Executive Officer improves returns for shareholders.

The Board recognizes that, depending on the specific characteristics and circumstances of the Company, other leadership structures might also be appropriate. A Board leadership structure that separates the roles of Chairman of the Board and Chief Executive Officer has previously served the Company and its shareholders well and may serve them well in the future. The Company is committed to reviewing this determination on an annual basis.

According to the Company's Corporate Governance Guidelines, when the Chairman of the Board is the Chief Executive Officer or an employee of the Company, the Nominating and Corporate Governance Committee of the Board of Directors will select an independent director to preside at or lead the executive sessions (which selection will be ratified by vote of the independent directors of the Board of Directors) (the "Lead Director"). The Company's Corporate Governance Guidelines provide that the Lead Director will serve a one-year term and that it is expected that the Lead Director will serve at least three and no more than five consecutive terms in order to facilitate the rotation of the Lead Director position while maintaining experienced leadership. Effective May 3, 2018, Mr. Harshman will succeed Mr. Galvin as the Lead Director. The Company's Corporate Governance Guidelines set forth the authority, duties and responsibilities of the Board of Directors' Lead Director as follows:

- preside at all meetings of the Board at which the Chairman is not present, including executive sessions of the independent directors;
- convene and chair meetings of the independent directors in executive session at each Board meeting;
- solicit the non-management directors for advice on agenda items for meetings of the Board;
- serve as a liaison between the Chairman and Chief Executive Officer and the independent directors;

- call meetings of the independent directors;
- collaborate with the Chairman and Chief Executive Officer in developing the agenda for meetings of the Board and approve such agendas;
- consult with the Chairman and Chief Executive Officer on and approve information that is sent to the Board;
- collaborate with the Chairman and the Chief Executive Officer and the Chairs of the standing Board committees in developing and managing the schedule of meetings of the Board and approve such schedules to assure that there is sufficient time for discussion of all agenda items; and
- if requested by major shareholders, ensure that he or she is available for consultation and direct communication.

In performing the duties described above, the Lead Director is expected to consult with the Chairs of the appropriate Board committees and solicit their participation. The Lead Director also performs such other duties as may be assigned to the Lead Director by the Company's By-Laws or the Board of Directors.

Risk Oversight Process

Given the importance of monitoring risks, the Board has charged its Audit and Risk Committee with oversight responsibility of the Company's overall enterprise risk management process, which includes the identification, assessment, mitigation and monitoring of risks on a Company-wide basis. Our enterprise risk management program is a comprehensive, consistently applied management framework that is designed to ensure all forms of risk and opportunity are identified, reported and managed in an effective manner. Risk management is embedded into business processes and key decision making at all levels of the Company.

The Audit and Risk Committee meets on a regular basis to review the enterprise risk management processes, at which time applicable members of senior management provide reports to the Audit and Risk Committee. The Audit and Risk Committee coordinates this oversight with other committees of the Board having primary oversight responsibility for specific risks (see "— BOARD COMMITTEES" below). Each of the Board's standing committees receives regular reports from members of senior management concerning its assessment of Company risks within the purview of such committee. Each such committee also has the authority to engage independent advisers. The risks that are not specifically assigned to a Board committee are considered by the Audit and Risk Committee through its oversight of the Company's enterprise risk management process. The Audit and Risk Committee then discusses with members of senior management methods to mitigate such risks.

Notwithstanding the Board's oversight delegation to the Audit and Risk Committee, the entire Board is actively involved in risk oversight. The Audit and Risk Committee annually reviews for the Board which committees maintain oversight responsibilities described above and the overall effectiveness of the enterprise risk management process. In addition, at each of its meetings, the Board receives a report from the Chair of the Audit and Risk Committee, as well as from the Chair of each of the Board's other standing committees identified below, each of which is currently chaired by an independent director. The Board then discusses and deliberates on the Company's risk management practices. Through the process outlined above, the Board believes that its leadership structure provides effective oversight of the Company's risk management.

Consideration of Risks Associated with Environmental, Social and Governance Matters

We are committed to operating in a sustainable manner and are doing this by carefully balancing our key responsibilities to our customers and the communities we serve, our co-workers, our shareholders, and the environment. Reflecting this balanced approach to sustainability, Ameren's commitment to strong corporate governance includes policies and principles that integrate environmental, social and governance ("ESG") matters into our broader risk management and strategic planning initiatives. We are focused on ensuring that our corporate governance and enterprise risk management practices protect and enhance long-term shareholder value and reflect our environmental stewardship.

ITEMS YOU MAY VOTE ON

The full Board of Directors oversees environmental matters as they relate to policy and strategy. The Nuclear and Operations Committee oversees and reviews our operations, including safety, performance, and compliance issues, including environmental and nuclear compliance, and related risk management policies and practices. The Nominating and Corporate Governance Committee oversees governance matters and public affairs considerations with respect to key constituents, including the responsiveness of the Company's positions on shareholder proposals for inclusion in the proxy statement. The Human Resources Committee is responsible for oversight of our programs to attract, develop, promote and retain a diverse and inclusive workforce and to ensure that these programs support our overall business strategy and objectives.

We provide extensive information regarding our sustainability initiatives through our website, including in our annual Corporate Social Responsibility report, our responses to the annual climate change and water surveys conducted by the Carbon Disclosure Project, and our other filings with the SEC. In addition, we are participating in the Edison Electric Institute's ("EEI") ESG and sustainability-related pilot reporting program. This program aims to develop a reporting framework to enable utility companies to provide key ESG and sustainability information on a consistent basis. EEI's pilot reporting framework includes both a quantitative section with data on recent greenhouse gas emissions, as well as a 2005 baseline for comparison, and a qualitative section with a discussion of the company's ESG and sustainability strategy and governance. Our pilot report under this framework, which includes emissions data for 2015 and 2016, was published in March 2018 and is available on our website at www.amereninvestors.com/corporate-governance/EEI-ESG-Sustainability. EEI expects to release an updated version of the reporting framework in 2018 for member company use in reporting 2017 data.

During the first quarter of 2019, we will issue a climate risk report that includes analysis of the impact of technological and policy changes that are consistent with limiting global warming. Among other things, this report will leverage the results of our participation in the Electric Power Research Institute's study regarding utility industry scenario analyses with respect to climate change, which is expected to be complete in late 2018.

Consideration of Risks Associated with Compensation

In evaluating the material elements of compensation available to executives and other Company employees, the Human Resources Committee takes into consideration whether the Company's compensation policies and practices may incentivize behaviors that might lead to excessive risk taking. The Human Resources Committee, with the assistance of its independent compensation consultant, Meridian Compensation Partners, LLC ("Meridian"), and Company management, reviews the Company's compensation policies and practices each year for design features that have the potential to encourage excessive risk taking. The program contains multiple design features that manage or mitigate these potential risks, including:

- an appropriate balance of fixed and variable pay opportunities;
- caps on incentive plan payouts;
- the use of multiple performance measures in the compensation program;
- measurement of performance at the corporate level;
- a mix between short-term and long-term incentives, with an emphasis for executives on rewarding long-term performance;
- Committee discretion regarding individual executive awards;
- oversight by non-participants in the plans;
- a code of conduct, internal controls and other measures implemented by the Company;
- the existence of anti-hedging and anti-pledging policies for executives;
- the existence of a clawback provision in the 2014 Omnibus Incentive Compensation Plan (the "2014 Plan") and 2006 Omnibus Incentive Compensation Plan (the "2006 Plan") that applies to annual and long-term incentive plan grants; and

- stock ownership requirements applicable to members of the Company's management team (including the NEOs, other officers who are subject to reporting under Section 16 of the Securities Exchange Act of 1934 (collectively, the "Section 16 Officers"), and other members of the Company's Senior Leadership Team) and stock ownership guidelines applicable to all other members of the Company's management team.

Based upon the above considerations, the Human Resources Committee determined that the Company's compensation policies and practices are not reasonably likely to have a material adverse effect on the Company.

B O A R D C O M M I T T E E S

The Board of Directors has a standing Audit and Risk Committee, Human Resources Committee, Nominating and Corporate Governance Committee, Nuclear and Operations Committee and Finance Committee, the chairs and members of which are recommended by the Nominating and Corporate Governance Committee, appointed annually by the Board and are identified below. The Audit and Risk Committee, Human Resources Committee and Nominating and Corporate Governance Committee are comprised entirely of non-management directors, each of whom the Board of Directors has determined to be "independent" as defined by the relevant provisions of the Sarbanes-Oxley Act of 2002, the NYSE listing standards and the Director Nomination Policy. In addition, the Nuclear and Operations Committee and the Finance Committee are currently comprised entirely of non-management directors, each of whom the Board has also determined to be "independent" under the Director Nomination Policy. A more complete description of the duties of each standing Board committee is contained in each standing Board committee's charter available at www.amereninvestors.com/corporate-governance.

ITEMS YOU MAY VOTE ON

Audit and Risk Committee

Meetings in 2017: 6

Walter J. Galvin, *Chair*

Catherine S. Brune
J. Edward Coleman
Craig S. Ivey

Each of Walter J. Galvin and J. Edward Coleman qualifies as an "audit committee financial expert" as that term is defined by the SEC.

- Appoints and oversees the independent registered public accountants; pre-approves all audit, audit-related services and non-audit engagements with independent registered public accountants.
- Ensures that the lead and concurring audit partners of the independent accountants are rotated at least every five years, as required by the Sarbanes-Oxley Act of 2002; considers a potential rotation of the independent accountant firm.
- Evaluates the qualifications, performance and independence of the independent accountant, including a review and evaluation of the lead partner of the independent accountant, taking into account the opinions of management and the Company's internal auditors, and presents its conclusions to the full Board on an annual basis.
- Approves the annual internal audit plan, annual staffing plan and financial budget of the internal auditors; reviews with management the design and effectiveness of internal controls over financial reporting.
- Reviews with management and independent registered public accountants the scope and results of audits and financial statements, disclosures and earnings press releases.
- Reviews the appointment, replacement, reassignment or dismissal of the leader of internal audit or approves the retention of, and engagement terms for, any third-party provider of internal audit services; reviews the internal audit function.
- Reviews with management the enterprise risk management processes, which include the identification, assessment, mitigation and monitoring of risks, including strategic, operational and cybersecurity risks, on a Company-wide basis.
- Coordinates its oversight of enterprise risk management with other Board committees having primary oversight responsibilities for specific risks.
- Oversees an annual audit of the Company's political contributions; performs other actions as required by the Sarbanes-Oxley Act of 2002, the NYSE listing standards and its Charter.
- Establishes a system by which employees may communicate directly with members of the Committee about accounting, internal controls and financial reporting deficiency.
- Performs its committee functions for all Ameren subsidiaries which are registered companies pursuant to the Securities Exchange Act of 1934, as amended (the "Exchange Act").

Human Resources Committee
Meetings in 2017: 6

- | | |
|--|---|
| James C. Johnson, <i>Chair</i>

Richard J. Harshman
Steven H. Lipstein
Stephen R. Wilson | <ul style="list-style-type: none"> • Reviews and approves objectives relevant to the compensation of the Chief Executive Officer of the Company and Presidents of its subsidiaries as well as other executive officers. • Administers and approves awards under the incentive compensation plan. • Administers and approves incentive compensation plans, executive employment agreements, if any, severance agreements and change in control agreements. • Reviews with management, and prepares an annual report regarding, the Compensation Discussion and Analysis section of the Company's Form 10-K and proxy statement. • Acts on important policy matters affecting personnel; recommends to the Board amendments to those pension plans sponsored by the Company or any of its subsidiaries, except as otherwise delegated. • Performs other actions as required by the NYSE listing standards and its Charter, including the retention of outside compensation consultants and other outside advisors. • Performs its committee functions for all Ameren subsidiaries which are registered companies pursuant to the Exchange Act. • Reviews the Company's compensation policies and practices to determine whether they encourage excessive risk taking. |
|--|---|

Nominating and Corporate Governance Committee
Meetings in 2017: 6

- | | |
|---|--|
| Gayle P.W. Jackson, <i>Chair</i>

Catherine S. Brune
Rafael Flores
James C. Johnson | <ul style="list-style-type: none"> • Adopts policies and procedures for identifying and evaluating director nominees; identifies and evaluates individuals qualified to become Board members and director candidates, including individuals recommended by shareholders. • Reviews the Board's policy for director compensation and benefits. • Establishes a process by which shareholders and other interested persons will be able to communicate with members of the Board. • Develops and recommends to the Board corporate governance guidelines; oversees the Company's code of business conduct (referred to as its Principles of Business Conduct), Code of Ethics for Principal Executive and Senior Financial Officers and the Related Person Transactions Policy (see "— C O R P O R A T E G O V E R N A N C E " below). • Assures that the Company addresses relevant public affairs issues from a perspective that emphasizes the interests of its key constituents (including, as appropriate, shareholders, employees, communities and customers); reviews and recommends to the Board shareholder proposals for inclusion in proxy materials. • Reviews semi-annually with management the performance for the immediately preceding six months regarding constituent relationships (including, as appropriate, relationships with shareholders, employees, communities and customers). • Performs other actions as required by the NYSE listing standards and its Charter, including the retention of independent legal counsel and other advisors. • Performs its committee functions for all Ameren subsidiaries which are registered companies pursuant to the Exchange Act. |
|---|--|

ITEMS YOU MAY VOTE ON

Nuclear and Operations Committee

Meetings in 2017: 5

Richard J. Harshman, *Chair*

J. Edward Coleman
Ellen M. Fitzsimmons
Rafael Flores
Craig S. Ivey
Gayle P. W. Jackson

- Oversees and reviews the Company's nuclear and other electric generation and electric and gas transmission and distribution operations, including safety (including emergency preparedness and response), plant physical and cyber security, performance and compliance issues and risk management policies and practices related to such operations.
- Reviews the impact of any significant changes in, and oversees compliance with, laws, regulations and standards specifically related to the Company's facilities and operations.
- Reviews the results of major inspections and evaluations by regulatory agencies and oversight groups and management's response thereto.
- Reviews and reports to the Board on the effectiveness of management in operating and managing, and the principal risks (including regulatory, environmental, reputation and business continuity risks) related to, the Company's operating facilities, including the Company's nuclear energy center.
- Advises the Human Resources Committee on appropriate safety and operational goals to be included in the Company's executive compensation programs and plans.
- Performs other actions as required by its Charter, including the retention of legal, accounting or other advisors.

Finance Committee

Meetings in 2017: 5

Stephen R. Wilson, *Chair*

Ellen M. Fitzsimmons
Walter J. Galvin
Steven H. Lipstein

- Oversees overall financial policies and objectives of the Company and its subsidiaries, including capital project review and approval of financing plans and transactions, investment policies and rating agency objectives.
- Reviews and makes recommendations regarding the Company's dividend policy.
- Reviews and recommends to the Board the capital budget of the Company and its subsidiaries; reviews, approves and monitors all capital projects with estimated capital expenditures of between \$25 million and \$50 million; recommends to the Board and monitors all capital projects with estimated capital costs in excess of \$50 million.
- Reviews and recommends to the Board the Company's and its subsidiaries' debt and equity financing plans.
- Oversees the Company's commodity risk assessment process, system of controls and compliance with established risk management policies and procedures.
- Performs other actions as required by its Charter, including the retention of legal, accounting or other advisors.

C CORPORATE GOVERNANCE

Corporate Governance Guidelines and Policies, Committee Charters and Codes of Conduct

The Board of Directors has adopted Corporate Governance Guidelines, a Director Nomination Policy, a Policy Regarding Communications to the Board of Directors, a Related Person Transactions Policy and written charters for its Audit and Risk Committee, Human Resources Committee, Nominating and Corporate Governance Committee, Nuclear and Operations Committee and Finance Committee. The Board of Directors also has adopted the Company's code of business conduct (referred to as Ameren's Principles of Business Conduct) applicable to all of the Company's directors, officers and employees, and the Company's Code of Ethics for Principal Executive and Senior Financial Officers. These documents and other items relating to the governance of the Company can be found on our website at www.amereninvestors.com/corporate-governance. These documents are also available in print free of charge to any shareholder who requests them from the Office of the Company's Secretary.

Standing Board Committee Governance Practices

The standing Board committees focus on good governance practices. These include:

- requiring several meetings to discuss important decisions;
- receiving meeting materials well in advance of meetings; and
- conducting executive sessions with committee members only.

Human Resources Committee Governance Practices

The Human Resources Committee obtains professional advice from an independent compensation consultant engaged directly by and who reports to the Committee. It is the Human Resources Committee's view that its compensation consultant should be able to render candid and expert advice independent of management's influence. In February 2018, the Human Resources Committee approved the continued engagement of Meridian as its independent compensation consulting firm. In its decision to retain Meridian as its independent compensation consultant, the Committee gave consideration to a broad range of attributes necessary to assist the needs of the Committee in setting compensation, including:

- a track record in providing independent, objective advice;
- broad organizational knowledge;
- industry reputation and experience;
- in-depth knowledge of competitive pay levels and practices; and
- responsiveness and working relationship.

Meridian representatives attended all of the Human Resources Committee meetings during 2017. At the Human Resources Committee's request, the consultant met regularly with the Committee members outside the presence of management, and spoke separately with the Committee Chair and other Committee members.

During 2017, the Committee requested of Meridian the following items:

- market pay and market trend analyses, which assist the Committee in targeting executive compensation at the desired level versus market;
- a review of change-in-control and severance provisions to help the Committee evaluate their appropriateness;
- comparisons of short-term incentive payouts and financial performance to utility peers, which the Committee uses to evaluate prior-year short-term incentive goals and set future short-term incentive goals;
- preparation of tally sheets of compensation components, which the Committee uses to evaluate the cumulative impact of prior compensation decisions;
- review and advice on changes to the Company's long-term incentive program;
- review and advice on the Compensation Discussion and Analysis section included in the Company's proxy statement to ensure full, accurate and clear disclosure, and other executive compensation-related proxy statement items;
- advice in connection with the Committee's risk analysis of the Company's compensation policies and practices, in furtherance of the Committee's responsibilities pursuant to its charter;
- advice with respect to legal, regulatory and/or accounting considerations impacting Ameren's compensation and benefit programs, to ensure the Committee is aware of external views regarding the programs; and
- other requests relating to executive compensation issues.

Other than services provided to the Human Resources Committee as set forth above and for the Nominating and Corporate Governance Committee as described below, Meridian did not perform any other services for the Company or any of its subsidiaries in 2017.

ITEMS YOU MAY VOTE ON

Pursuant to its letter agreement with the Committee, if the Company or management of the Company proposes that Meridian perform services for the Company or management of the Company other than in Meridian's retained role as consultant to the Committee and the Nominating and Corporate Governance Committee, any such proposal is required to be submitted to the Committee for approval before such services begin.

In December 2017, the Nominating and Corporate Governance Committee also approved the continued engagement of Meridian as its independent consulting firm with respect to director compensation matters. See "— Director Compensation — *Role of Director Compensation Consultant*" below for a description of the services Meridian provided to the Nominating and Corporate Governance Committee in 2017.

Each of the Human Resources Committee and Nominating and Corporate Governance Committee has procedures for the purpose of determining whether the work of any compensation consultant raises any conflict of interest. Pursuant to such procedures, in December 2017 each such committee considered various factors, including the six factors mandated by SEC rules, and determined that with respect to executive and director compensation-related matters, no conflict of interest was raised by the work of Meridian.

Delegation of Authority

The Human Resources Committee has delegated authority to the Company's Administrative Committee, comprised of designated members of management, to approve changes, within specified parameters, to certain of the Company's retirement plans. It has also delegated authority to management to make pro rata equity grants in the first year of PSUP eligibility to executives who, while not Section 16 Officers, are newly promoted into a PSUP eligible role or hired into a PSUP eligible role from an external source during the year. In addition, the Human Resources Committee has delegated to the Chief Executive Officer the authority to make discretionary grants of equity awards from a pre-authorized pool of shares of Common Stock to executives who are not Section 16 Officers. The Company will ensure the total value of the equity grants made by the Chief Executive Officer does not exceed a specified limit.

Role of Executive Officers

The role of executive officers in compensation decisions for 2017 is described below under "EXECUTIVE COMPENSATION — C OMPENSATION D ISCUSSION AND A NALYSIS — *Role of Executive Officers*." Mr. Baxter, as Chief Executive Officer of the Company, was not involved in determining his own compensation. See "EXECUTIVE COMPENSATION — C OMPENSATION D ISCUSSION AND A NALYSIS" below.

Human Resources Committee Interlocks and Insider Participation

No current member of the Human Resources Committee of the Board of Directors (Messrs. Johnson, Harshman, Lipstein and Wilson) was at any time during 2017 or at any other time an officer or employee of the Company, and no member had any relationship with the Company requiring disclosure under applicable SEC rules.

No executive officer of the Company has served on the board of directors or compensation committee of any other entity that has or has had one or more executive officers who served as a member of the Company's Board of Directors or the Human Resources Committee during 2017.

Consideration of Director Nominees

The Nominating and Corporate Governance Committee will consider director nominations from shareholders in accordance with the Company's Director Nomination Policy, a copy of which can be found on the Company's website. The Nominating and Corporate Governance Committee will consider as a candidate any director of the Company who has indicated to the Nominating and Corporate Governance Committee that he or she is willing to stand for reelection as well as any other person who is recommended by any shareholders of the Company who provide the required information and certifications within the time requirements, as set forth in the Director Nomination Policy. The Nominating and Corporate Governance Committee may also undertake its own search process for candidates and may retain the services of

professional search firms or other third parties to assist in identifying and evaluating potential nominees. In 2017, a third-party search firm was engaged by the Nominating and Corporate Governance Committee to assist in identifying and evaluating potential director nominees.

In considering a potential nominee for the Board, shareholders should note that in selecting candidates, the Nominating and Corporate Governance Committee endeavors to find individuals of high integrity who have a solid record of leadership and accomplishment in their chosen fields and who display the independence to effectively represent the best interests of all shareholders. Candidates are selected for their ability to exercise good judgment, to provide practical insights and diverse perspectives and to contribute to the regular refreshment of skill sets represented on the Board. Candidates also will be assessed in the context of the then-current composition of the Board, the average tenure of the Board, the operating requirements of the Company and the long-term interests of all shareholders. In conducting this assessment, the Nominating and Corporate Governance Committee will, in connection with its assessment and recommendation of candidates for director, consider diversity (including, but not limited to, gender, race, ethnicity, age, experience and skills), director tenure, board refreshment and such other factors as it deems appropriate given the then-current and anticipated future needs of the Board and the Company, and to maintain a balance of perspectives, qualifications, qualities and skills on the Board. Although the Nominating and Corporate Governance Committee may seek candidates that have different qualities and experiences at different times in order to maximize the aggregate experience, qualities and strengths of the Board members, nominees for each election or appointment of directors will be evaluated using a substantially similar process and under no circumstances will the Nominating and Corporate Governance Committee evaluate nominees recommended by a shareholder of the Company pursuant to a process substantially different than that used for other nominees for the same election or appointment of directors.

The Nominating and Corporate Governance Committee considers the following qualifications at a minimum in recommending to the Board potential new Board members, or the continued service of existing members:

- the highest professional and personal ethics;
- broad experience in business, government, education or technology;
- ability to provide insights and practical wisdom based on their experience and expertise;
- commitment to enhancing shareholder value;
- sufficient time to effectively carry out their duties; their service on other boards of public companies should be limited to a reasonable number;
- compliance with legal and regulatory requirements;
- ability to develop a good working relationship with other Board members and contribute to the Board's working relationship with senior management of the Company; and
- independence; a substantial majority of the Board shall consist of independent directors, as defined by the Company's Director Nomination Policy. See "*Director Independence*" below.

Other than the foregoing, there are no stated minimum criteria for director nominees, although the Nominating and Corporate Governance Committee may also consider such other factors as it may deem are in the best interests of the Company and its shareholders. The Nominating and Corporate Governance Committee does, however, believe it appropriate for at least one member of the Board to meet the criteria for an "audit committee financial expert" as defined by SEC rules. In addition, because the Company is committed to maintaining its tradition of inclusion and diversity within the Board, each assessment and selection of director candidates will be made by the Nominating and Corporate Governance Committee in compliance with the Company's policy of non-discrimination based on race, color, religion, sex, national origin, ethnicity, age, disability, veteran status, pregnancy, marital status, sexual orientation or any other reason prohibited by law. The Nominating and Corporate Governance Committee considers and assesses the implementation and effectiveness of its diversity policy in connection with Board nominations annually to assure that the Board contains an effective mix of individuals to best advance the Company's long-term business interests.

ITEMS YOU MAY VOTE ON

Pursuant to the Company's Corporate Governance Guidelines, directors are expected to advise the Chairman of the Board and the Chair of the Nominating and Corporate Governance Committee prior to accepting any other company directorship or any assignment to the audit committee or compensation committee of the board of directors of any other company of which such director is a member. Directors accepting a directorship (or equivalent position) with a not-for-profit organization are also expected to advise the Chairman of the Board and the Chair of the Nominating and Corporate Governance Committee before or promptly after accepting such a position. The Company's Corporate Governance Guidelines also provide that if a director has a significant change with respect to principal employment, he or she is required to notify the Nominating and Corporate Governance Committee and offer his or her resignation from the Board. The Nominating and Corporate Governance Committee will evaluate the facts and circumstances and make a recommendation to the Board whether to accept the resignation or request the director to continue to serve on the Board.

The Company's Director Nomination Policy requires all directors standing for reelection to agree that in the event that any director fails to obtain the required majority vote at an annual meeting of shareholders, such director will tender his or her resignation as a director. The Nominating and Corporate Governance Committee will evaluate the best interests of the Company and its shareholders and will recommend to the Board the action to be taken with respect to such tendered resignation.

Board Succession Planning

The Board discusses formal succession planning on an annual basis, and the Nominating and Corporate Governance Committee, in accordance with its charter, the Company's strategy and the Company's Director Nomination Policy, regularly discusses in executive session board composition and refreshment.

Executive Sessions of Independent Directors

The independent directors meet privately in executive sessions to consider such matters as they deem appropriate, without management being present, as a routinely scheduled agenda item for every Board meeting. During 2017, all directors other than Mr. Baxter were independent (see "— *Director Independence* " below). Walter J. Galvin, who currently serves as the Lead Director, presides at the executive sessions. The Lead Director's duties also include those detailed under "— *Board Leadership Structure* " above.

Executive Succession Planning

The Board establishes and reviews policies and procedures, consulting with the Nominating and Corporate Governance Committee, the Chairman and Chief Executive Officer and others, as it considers appropriate, regarding succession to the Chief Executive Officer position in the event of emergency or retirement. In furtherance thereof, the Board meets periodically in executive session to plan for succession with respect to the position of Chief Executive Officer and monitors management's succession planning for other key executives.

Director Independence

Pursuant to NYSE listing standards, the Company's Board of Directors has adopted a formal set of categorical independence standards with respect to the determination of director independence. These standards are set forth in the Company's Director Nomination Policy. The provisions of the Director Nomination Policy regarding director independence meet and in some areas exceed the NYSE listing standards. In accordance with the Director Nomination Policy, in order to be considered independent a director must be determined to have no material relationship with the Company other than as a director.

The Director Nomination Policy specifies the criteria by which the independence of our directors will be determined.

Under the Director Nomination Policy, an "independent director" is one who:

- has no material relationship with the Company, either directly or as a partner, shareholder or officer of an organization that has a relationship with the Company;

- is not an employee of the Company and no member of his or her immediate family is an executive officer of the Company;
- has not been employed by the Company and no member of his or her immediate family has been an executive officer of the Company during the past three years;
- has not received and no member of his or her immediate family has received more than \$120,000 per year in direct compensation from the Company in any capacity other than as a director or as a pension for prior service during the past three years;
- is not currently a partner or employee of a firm that is the Company's internal or external auditor; does not have an immediate family member who is a current partner of the Company's internal or external auditor; does not have an immediate family member who is a current employee of the Company's internal or external auditor and who personally works on the Company's audit; and for the past three years has not, and no member of his or her immediate family has been a partner or employee of the Company's internal or external auditor and personally worked on the Company's audit within that time;
- is not and no member of his or her immediate family is currently, and for the past three years has not been, and no member of his or her immediate family has been, part of an interlocking directorate in which an executive officer of the Company serves on the compensation committee of another company that employs the director or an immediate family member of the director;
- is not an executive officer or an employee, and no member of his or her immediate family is an executive officer, of another company that makes payments to, or receives payments from, the Company for property or services in an amount which, in any single year, exceeds the greater of \$1 million, or two percent of such other company's consolidated revenues during any of the past three years;
- is free of any relationships with the Company that may impair or appear to impair his or her ability to make independent judgments; and
- is not and no member of his or her immediate family is employed as an executive officer of a charitable organization that receives contributions from the Company or a Company charitable trust, in an amount which exceeds the greater of \$1 million or two percent of such charitable organization's total annual receipts.

For purposes of determining a "material relationship," the following standards are utilized:

- any payments by the Company to a director's primary business affiliation or the primary business affiliation of an immediate family member of a director for goods or services, or other contractual arrangements, must be made in the ordinary course of business and on substantially the same terms as those prevailing at the time for comparable transactions with non-affiliated persons; and
- the aggregate amount of such payments must not exceed two percent of the Company's consolidated gross revenues; provided, however, there may be excluded from this two percent standard payments arising from (a) competitive bids which determined the rates or charges for the services and (b) transactions involving services at rates or charges fixed by law or governmental authority.

For purposes of these independence standards, (i) immediate family members of a director include the director's spouse, parents, stepparents, children, stepchildren, siblings, mother- and father-in-law, sons- and daughters-in-law, and brothers- and sisters-in-law and anyone (other than domestic employees) who shares the director's home and (ii) the term "primary business affiliation" means an entity of which the director or the director's immediate family member is a principal/executive officer or in which the director or the director's immediate family member holds at least a five percent equity interest.

In accordance with the Director Nomination Policy, the Board undertook its annual review of director and director nominee independence. During this review, the Board considered transactions and relationships between each director and director nominee or any member of his or her immediate family and the Company

ITEMS YOU MAY VOTE ON

and its subsidiaries and affiliates. The Board also considered whether there were any transactions or relationships between directors, nominees or any member of their immediate family (or any entity of which a director, director nominee or an immediate family member is an executive officer, general partner or significant equity holder). As provided in the Director Nomination Policy, the purpose of this review was to determine whether any such relationships or transactions existed that were inconsistent with a determination that the director or nominee is independent.

In evaluating the independence of directors, the Board considered all transactions between the Company and entities with which the directors and nominees are associated. Directors Fitzsimmons, Galvin, Johnson and Lipstein are affiliated with companies that purchased services from and/or sold services to the Company or its subsidiaries, which services were either rate-regulated or competitively bid. Directors Fitzsimmons, Galvin and Lipstein are affiliated with companies that purchased services from and/or sold services to the Company or its subsidiaries, which services were not rate-regulated or competitively bid but which were entered into in the ordinary course of business and on substantially the same terms as those prevailing at the time for comparable transactions with non-affiliated persons. In each case, the Board determined that the transactions were significantly below the thresholds under the director independence standards, under the NYSE requirements, and under the Company's own standard for determining "material relationships" and did not affect the directors' independence.

The Board also reviewed all contributions made by the Company and its subsidiaries to charitable organizations with which the directors or their immediate family members serve as an executive officer. The Board determined that the contributions were consistent with similar contributions, were approved in accordance with the Company's normal procedures and were under the thresholds of the director independence requirements.

All of the referenced transactions discussed above were ordinary course commercial transactions made on an arm's-length basis and on terms comparable to those generally available to unaffiliated third parties under the same or similar circumstances. The Board considered each of these transactions and relationships and determined that none of them was material or affected the independence of directors involved under either the general independence standards contained in the NYSE's listing standards or the categorical standards contained in our Director Nomination Policy.

As a result of this review, the Board, at its meeting in February 2018, affirmatively determined that the following directors are independent under the standards set forth in the Director Nomination Policy: Catherine S. Brune, J. Edward Coleman, Ellen M. Fitzsimmons, Rafael Flores, Walter J. Galvin, Richard J. Harshman, Gayle P. W. Jackson, James C. Johnson, Steven H. Lipstein and Stephen R. Wilson; and that Warner L. Baxter, as President and Chief Executive Officer of the Company, is not independent under the Director Nomination Policy. In connection with his appointment to the Board in March 2018, the Board determined that Craig S. Ivey is also independent under the standards set forth in the Director Nomination Policy.

All members of the Audit and Risk Committee, the Human Resources Committee, the Nominating and Corporate Governance Committee, the Nuclear and Operations Committee and the Finance Committee of the Board of Directors are independent under the standards set forth in the Director Nomination Policy.

Related Person Transactions Policy

The Board of Directors has adopted the Ameren Corporation Related Person Transactions Policy. This written policy provides that the Nominating and Corporate Governance Committee will review and approve Related Person Transactions (as defined below); provided that the Human Resources Committee will review and approve the compensation of each Company employee who is an immediate family member of a Company director or executive officer and whose annual compensation exceeds \$120,000. The Chair of the Nominating and Corporate Governance Committee has been delegated authority to act between Nominating and Corporate Governance Committee meetings.

The policy defines a "Related Person Transaction" as a transaction (including any financial transaction, arrangement or relationship (or any series of similar transactions, arrangements or relationships)) in which the Company (including any of its subsidiaries) was, is or will be a participant and the amount involved exceeds \$120,000 and in which any Related Person (as defined below) had, has or will have a direct or indirect material

interest, other than: (1) competitively bid or regulated public utility services transactions; (2) transactions involving trustee type services; (3) transactions in which the Related Person's interest arises solely from ownership of Company equity securities and all equity security holders received the same benefit on a pro rata basis; (4) an employment relationship or transaction involving an executive officer and any related compensation solely resulting from that employment relationship or transaction if (i) the compensation arising from the relationship or transaction is or will be reported pursuant to the SEC's executive and director compensation proxy statement disclosure rules or (ii) the executive officer is not an immediate family member of another executive officer or director and such compensation would have been reported under the SEC's executive and director compensation proxy statement disclosure rules as compensation earned for services to the Company if the executive officer was a named executive officer as that term is defined in the SEC's executive and director compensation proxy statement disclosure rules, and such compensation has been or will be approved, or recommended to our Board of Directors for approval, by the Human Resources Committee of our Board of Directors; or (5) compensation of or transaction with a director, if the compensation or transaction is or will be reported pursuant to the SEC's executive and director compensation proxy statement disclosure rules.

"Related Person" is defined as (1) each director, director nominee and executive officer of the Company, (2) any person who is known by the Company (or any subsidiary of the Company) to be the beneficial owner of more than five percent of any class of the Company's voting securities, (3) immediate family members of the foregoing persons and (4) any entity in which any of the foregoing persons is a general partner or principal or in a similar position or in which such person and all immediate family members of such person has a ten percent or greater beneficial interest.

The Office of the Corporate Secretary of the Company assesses whether a proposed transaction is a Related Person Transaction for purposes of the policy.

The policy recognizes that Related Person Transactions may, in some circumstances, be in the best interests of the Company and its shareholders.

The approval procedures in the policy identify the factors the Nominating and Corporate Governance Committee will consider in evaluating whether to approve or ratify Related Person Transactions or material amendments to pre-approved Related Person Transactions. The Nominating and Corporate Governance Committee will consider all of the relevant facts and circumstances available to the Nominating and Corporate Governance Committee, including (if applicable) but not limited to: the benefits to the Company; the actual or apparent conflict of interest of the Related Person in the event of the Related Person Transaction, including, but not limited to, the impact on a director's independence; the availability and costs of other sources for comparable products or services; the terms of the transaction; the terms available to or from unrelated third parties or to employees generally; and an analysis of the significance of the transaction to both the Company and the Related Person. The Nominating and Corporate Governance Committee will approve or ratify only those Related Person Transactions (a) that are in compliance with applicable SEC rules and regulations, NYSE listing requirements and the Company's policies, including but not limited to the Principles of Business Conduct and (b) that are in, or are not inconsistent with, the best interests of the Company and its shareholders, as the Nominating and Corporate Governance Committee determines in good faith. The policy provides for the pre-approval by the Nominating and Corporate Governance Committee of certain Related Person Transactions up to one year prior to the commencement of the transaction. The Human Resources Committee will review and approve on an annual basis the compensation of each Company employee who is an immediate family member of a Company director or executive officer and whose total annual compensation exceeds \$120,000.

Based on the standards described above and certain determinations made by the Board discussed under "*Director Independence*," we had no Related Person Transactions in 2017.

Policy Regarding Communications to the Board of Directors

The Board of Directors has adopted a policy for shareholders and other interested persons to send communications to the Board. Shareholders and other interested persons who desire to communicate with the Company's directors or a particular director may write to: Ameren Corporation Board of Directors, c/o Head of

ITEMS YOU MAY VOTE ON

Investor Relations, Mail Code 202, 1901 Chouteau Avenue, St. Louis, Missouri 63103. E-mail communications to directors should be sent to directorcommunication@ameren.com. All communications must be accompanied by the following information: if the person submitting the communication is a shareholder, a statement of the number of shares of the Company's Common Stock that the person holds; if the person submitting the communication is not a shareholder and is submitting the communication to the Lead Director or the non-management directors as an interested party, the nature of the person's interest in the Company; any special interest, meaning an interest not in the capacity of a shareholder of the Company, of the person in the subject matter of the communication; and the address, telephone number and e-mail address, if any, of the person submitting the communication. Communications received from shareholders and other interested persons to the Board of Directors will be reviewed by the Head of Investor Relations, or such other person designated by all non-management members of the Board, and if such communications are not solicitations, advertisements or other forms of mass mailings, they will be forwarded by the Office of the Corporate Secretary to the Lead Director or applicable Board member or members as expeditiously as reasonably practicable.

Annual Assessment of Board, Board Committee and Individual Director Performance

The Board of Directors annually reviews its performance, structure and processes in order to assess how effectively it is functioning. This assessment is implemented and administered by the Nominating and Corporate Governance Committee through an annual Board evaluation. Further, each of the Audit and Risk Committee, Human Resources Committee, Nominating and Corporate Governance Committee, Nuclear and Operations Committee and Finance Committee of the Board conducts an annual evaluation of its performance. After reviewing the Board evaluations, the Lead Director discusses the Board's effectiveness with each director individually. The Lead Director reports on the Board evaluations. The full Board of Directors discusses the Board evaluation and committee evaluation reports to determine what, if any, action could improve (1) Board and Board committee performance and (2) if necessary, a director's performance as it relates to the overall effectiveness of the Board.

In addition to the performance evaluations described above, the Nominating and Corporate Governance Committee also reviews annually the performance of all incumbent directors who are eligible for reelection at the Company's next annual meeting of shareholders.

Shareholder Outreach and Engagement

The Company maintains an active shareholder engagement program to ensure regular communication with shareholders regarding areas of interest or concern. Each year, we conduct outreach to shareholders owning a significant percentage of our outstanding shares of Common Stock.

The Company's outreach meetings have historically focused on its governance practices, executive compensation, and environmental matters and oversight. Shareholder feedback and suggestions that we receive are reported to the Nominating and Corporate Governance Committee, the Human Resources Committee, or the entire Board, as applicable, for consideration. Our recent engagement efforts have influenced our commitment to produce a climate risk report during the first quarter of 2019, the presentation of our director skills matrix in the proxy statement, and the terms of our proxy access by-law, among other things.

DIRECTOR COMPENSATION

Role of Director Compensation Consultant

As noted above under “— CORPORATE GOVERNANCE — *Human Resources Committee Governance Practices*,” the Nominating and Corporate Governance Committee directly retains Meridian to advise it with respect to director compensation matters. During 2017, Meridian conducted an outside director market pay analysis for the Nominating and Corporate Governance Committee, as discussed further under “— *Fees and Stock Awards*” below, and attended a Nominating and Corporate Governance Committee meeting to discuss the analysis. Pursuant to policies and procedures established by the Board of Directors for the purpose of determining whether the work of any compensation consultant raised any conflict of interest, the Nominating and Corporate Governance Committee determined that with respect to director compensation-related matters, no conflict of interest was raised by the work of Meridian.

Fees and Stock Awards

The compensation program for non-management directors is reviewed on an annual basis by the Nominating and Corporate Governance Committee with a view to provide a pay program that compensates non-management directors at the median of the market. For 2017, this review, in consultation with its director compensation independent consultant, included an evaluation of a comparative peer group of companies that was identical to the 2016 PSUP peer group (as discussed under “— COMPENSATION DISCUSSION AND ANALYSIS — *Long-Term Incentives: Performance Share Unit Program (“PSUP”)*” in the proxy statement prepared in connection with the Company’s 2017 annual meeting of shareholders) to determine the overall competitiveness of pay and prevalence of program features of Ameren’s director compensation program.

The Board of Directors of Ameren has approved the following compensation program for each director who is not an employee of the Company:

Annual Cash Retainer	\$90,000, paid monthly	
Equity Compensation		
• Annual Grant (on or about January 1)	•	\$120,000 of Common Stock
• Upon Initial Election to the Board	•	\$120,000 of Common Stock
Committee Retainers	Chair	Members
• Audit and Risk Committee	• \$20,000	• \$12,500
• Nuclear and Operations Committee	• \$20,000	• \$12,500
• Human Resources Committee	• \$15,000	• \$10,000
• Nominating and Corporate Governance Committee	• \$12,500	• \$ 7,500
• Finance Committee	• \$12,500	• \$ 7,500
Additional Cash Retainer for Lead Director	\$25,000	
Other Benefits	<ul style="list-style-type: none"> • Reimbursement of customary and usual travel expenses • Eligibility to participate in a nonqualified deferred compensation program as described below 	

Directors who are employees of the Company do not receive compensation for their services as a director.

ITEMS YOU MAY VOTE ON

The following table sets forth the compensation paid to non-management directors for fiscal year 2017, other than reimbursement for travel expenses.

2017 D IRECTOR C OMPENSATION T ABLE

Name	Fees Earned or Paid in Cash (1) (\$)	Stock Awards (2) (\$)	Option Awards (3) (\$)	Non-Equity Incentive Plan Compensation (3) (\$)	Change In Pension Value and Nonqualified Deferred Compensation Earnings (4) (\$)	All Other Compensation (\$)	Total (\$)
Brune	106,668	105,022	—	—	—	—	211,690
Coleman	111,672	105,022	—	—	—	—	216,694
Fitzsimmons	111,672	105,022	—	—	—	—	216,694
Flores	106,668	105,022	—	—	—	—	211,690
Galvin	139,164	105,022	—	—	6,317	—	250,503
Harshman	116,664	105,022	—	—	—	—	221,686
Jackson	106,668	105,022	—	—	—	—	211,690
Johnson	112,504	105,022	—	—	—	—	217,526
Lipstein	104,160	105,022	—	—	—	—	209,182
Wilson	109,164	105,022	—	—	—	—	214,186

- (1) Represents the cash retainer and fees for service on the Board of Directors and its committees and meeting attendance. In addition to the amounts reflected above, on December 29, 2017, directors received their cash retainer payment for the January 2018 service period.
- (2) Annual grants of immediately vested shares of the Company's Common Stock equaling approximately \$105,000 were awarded to Directors Brune, Coleman, Fitzsimmons, Flores, Galvin, Harshman, Jackson, Johnson, Lipstein and Wilson on January 3, 2017. As of December 31, 2017, Director Galvin had an aggregate of 25,658 deferred Stock Units (as defined below), Director Coleman had 4,660 deferred Stock Units, Director Flores had 4,660 deferred Stock Units, and Director Johnson had 10,259 deferred Stock Units accumulated in their deferral accounts from deferrals of annual stock awards, including additional deferred Stock Units credited as a result of dividend equivalents earned with respect to the deferred Stock Units (see "— *Directors Deferred Compensation Plan Participation*" below).
- (3) No stock option awards or payouts under non-equity incentive plans were received by any non-management director in 2017.
- (4) Ameren does not have a pension plan for non-management directors. The amount in this column consists solely of the above market earnings on cash compensation deferred with respect to plan years beginning on or prior to January 1, 2010 for deferrals made prior to January 1, 2010 (see "— *Directors Deferred Compensation Plan Participation*" below). There are no above-market or preferential earnings on compensation deferred with respect to plan years beginning on or after January 1, 2010 for deferrals made on and after January 1, 2010.

Directors Deferred Compensation Plan Participation

The Ameren Corporation Deferred Compensation Plan for Members of the Board of Directors, as amended (the "Directors Deferred Compensation Plan"), offers non-management directors the option to defer all or part of their annual cash retainers, meeting fees and Company Common Stock share awards as described below. The deferred compensation plan available to directors prior to 2009 permitted non-management directors to defer only annual cash retainers and meeting fees. In 2017, Director Galvin elected to defer all of his annual cash retainers. Each of Directors Coleman, Flores, Galvin and Johnson elected to defer all of his 2017 stock award under the Directors Deferred Compensation Plan.

All deferrals of Company Common Stock awards pursuant to the Directors Deferred Compensation Plan are converted to "Stock Units," representing each share of Company Common Stock awarded to and deferred by the participant. Stock Units are not considered actual shares of Company Common Stock, and participants have no rights as an Ameren shareholder with respect to any Stock Units until shares of Company Common Stock are delivered in accordance with the Directors Deferred Compensation Plan. Participants will have the right to receive dividend equivalents on Stock Units as of each dividend payment date, which are to be converted to additional Stock Units on the dividend payment date in accordance with the 2006 Plan and the 2014 Plan, as applicable. The price used for converting dividend equivalents to additional Stock Units is the

same as the price used for calculating the number of additional shares purchased as of such dividend payment date by Ameren's Deferred Compensation Plan record keeper.

All payments under the Directors Deferred Compensation Plan relating to deferrals of a director's Company Common Stock award (including dividend equivalents which will be converted into additional Stock Units) will be made in the form of one share of Company Common Stock for each whole Stock Unit and cash equal to the fair market value of each fraction of a Stock Unit credited to the participant's account.

With respect to annual cash retainer and meeting fees, deferred amounts, plus an interest factor, are used to provide payout distributions following completion of Board service and certain death benefits. In October 2009, the Company adopted an amendment to the Directors Deferred Compensation Plan which amended the portion of the Directors Deferred Compensation Plan relating to the interest crediting rates used for cash amounts deferred with respect to plan years commencing on and after January 1, 2010. In October 2010, the Company adopted an amendment to the Directors Deferred Compensation Plan for plan years beginning on and after January 1, 2011 to change the measurement period for the applicable interest rates for cash amounts deferred under such plan prior to January 1, 2010. Pursuant to the amended Directors Deferred Compensation Plan, cash amounts deferred (and interest attributable thereto) accrue interest at the rate to be applied to the participant's account balance depending on (1) the plan year for which the rate is being calculated and (2) the year in which the deferral was made, as follows:

Table A		
Calculation for Plan Year	Deferral Date	Rate
Plan Years beginning prior to January 1, 2010	Deferrals prior to January 1, 2010	150 percent of the average of the monthly Mergent's Seasoned AAA Corporate Bond Yield Index rate (the "Directors Deferred Plan Index Rate") for the calendar year immediately preceding such plan year — for 2017 such interest crediting rate was 5.49 percent
Plan Years beginning on or after January 1, 2010	Deferrals on and after January 1, 2010	120 percent of the applicable federal long-term rate, with annual compounding (as prescribed under Section 1274(d) of the Internal Revenue Code of 1986, as amended (the "IRC")) ("AFR") for the December immediately preceding such plan year (the "Directors Deferred Plan Interest Rate") — for 2017 such interest crediting rate was 2.72 percent

After the participant director retires or dies, the deferred amounts (and interest attributable thereto) accrue interest as follows:

Table B		
Calculation for Plan Year	Deferral Date	Rate
Plan Years beginning prior to January 1, 2010	Deferrals prior to January 1, 2010	Average monthly Mergent's Seasoned AAA Corporate Bond Yield Index rate (the "Directors Deferred Plan Base Index Rate") for the calendar year immediately preceding such plan year — for 2017 such interest crediting rate was 3.66 percent
Plan Years beginning on or after January 1, 2010	Deferrals on and after January 1, 2010	Directors Deferred Plan Interest Rate — for 2017 such interest crediting rate was 2.72 percent

As a result of the changes described in the narrative preceding the tables above, there are no above-market or preferential earnings on compensation deferred with respect to plan years beginning on or after January 1, 2010 for deferrals made on and after January 1, 2010.

A participant director may choose to receive the deferred amounts upon ceasing to be a member of the Company's Board of Directors at age 55 or over in a lump sum payment or in installments over a set period of

ITEMS YOU MAY VOTE ON

up to 15 years. However, in the event a participant ceases being a member of the Company's Board of Directors prior to age 55, the balance in such participant's deferral account shall be distributed in a lump sum to the participant within 30 days of the date the participant ceases being a member of the Company's Board of Directors. In the event a participant ceases being a member of the Company's Board of Directors prior to age 55 and after the occurrence of a Change of Control (as hereinafter defined under "EXECUTIVE COMPENSATION — OTHER POTENTIAL POST-EMPLOYMENT PAYMENTS"), the balance in such director's deferral account, with any interest payable as described in Table A above, shall be distributed in a lump sum to the director within 30 days after the date the director ceases being a member of the Company's Board of Directors. In the event that the Company ceases to exist or is no longer publicly traded on the NYSE or the NASDAQ Stock Market ("NASDAQ"), upon the occurrence of such Change of Control, any Stock Units held by a participating director will be converted to a cash value upon the Change of Control and thereafter will be credited with interest as described in Table A above until distributed. The cash value of the Stock Unit will equal the value of one share of Company Common Stock based upon the closing price on the NYSE or NASDAQ on the last trading day prior to the Change of Control.

Director Stock Ownership Requirement

Since 2007, the Company has had a stock ownership requirement applicable to all of its non-management directors. Under this requirement, as set forth in the Company's Corporate Governance Guidelines, within the later of five years of the January 1, 2007 effective date or within five years after initial election to the Board, all non-management directors are required to own Company Common Stock equal in value to at least five times their base annual cash retainer and hold such amount of stock throughout their directorship.

If at any time a non-management director does not satisfy the stock ownership requirement, such director must retain at least 50 percent of the after-tax shares acquired by such director subsequent to January 1, 2012 under Ameren's equity compensation programs until the stock ownership requirement is satisfied.

All non-management directors currently satisfy the stock ownership requirement, with the exception of Director Ivey, who became a director in 2018 and has until 2023 to meet this requirement.

ITEM (2): NON-BINDING ADVISORY APPROVAL OF EXECUTIVE COMPENSATION

In accordance with Section 14A of the Exchange Act, the Company is providing shareholders with the right to cast a non-binding advisory vote to approve the compensation of the NEOs at the Annual Meeting. This proposal, commonly known as a "say-on-pay" proposal, provides shareholders with the opportunity to endorse or not endorse the Company's compensation program for NEOs through the following resolution:

"RESOLVED, that the shareholders approve, on a non-binding advisory basis, the compensation of the NEOs, as disclosed in the Compensation Discussion and Analysis, the compensation tables and other narrative executive compensation disclosures in this proxy statement."

Please refer to the section entitled "Executive Compensation" of this proxy statement for a detailed discussion of our executive compensation principles and practices and the 2017 compensation of our NEOs. This vote is not intended to address any specific item of compensation, but rather the overall compensation principles and practices and the 2017 compensation of our NEOs.

As an advisory vote, this proposal is not binding on the Company. However, the Board of Directors values the opinions expressed by shareholders in their vote on this proposal and will consider the outcome of this vote when developing future compensation programs for NEOs. It is currently expected that shareholders will be given an opportunity to cast a non-binding advisory vote on this topic annually, with the next opportunity occurring in connection with the Company's annual meeting in 2019.

Board Recommendation for Item 2

Your Board of Directors unanimously recommends a vote **"FOR"** the Non-Binding Advisory Approval of the Compensation of the named executive officers disclosed in this proxy statement.

* * * * *

ITEM (3): RATIFICATION OF THE APPOINTMENT OF PRICEWATERHOUSECOOPERS LLP AS INDEPENDENT REGISTERED PUBLIC ACCOUNTING FIRM FOR THE FISCAL YEAR ENDING DECEMBER 31, 2018

The Company is asking its shareholders to ratify the appointment of PwC as the Company's independent registered public accounting firm for the fiscal year ending December 31, 2018. PwC was appointed by the Audit and Risk Committee. The members of the Audit and Risk Committee and the Board believe that the continued retention of PwC to serve as the Company's independent external auditor is in the best interests of the Company and its shareholders.

Although ratification by the shareholders is not required by law, the Board of Directors has determined that it is desirable to request approval of this appointment by the shareholders. In the event the shareholders fail to ratify the appointment, the Audit and Risk Committee will consider this factor when making any determination regarding PwC. Even if the selection is ratified, the Audit and Risk Committee in its discretion may direct the appointment of a different independent registered public accounting firm at any time during the year if it determines that such a change would be in the best interests of the Company and its shareholders.

Board Recommendation for Item 3

Your Board of Directors unanimously recommends a vote “ **FOR** ” the Ratification of the Appointment of PWC as Independent Registered Public Accounting Firm for the fiscal year ending December 31, 2018.

* * * * *

ITEM (4): SHAREHOLDER PROPOSAL REGARDING A REPORT ON COAL COMBUSTION RESIDUALS

School Sisters of Notre Dame, Central Pacific Province, 320 East Ripa Avenue, St. Louis, Missouri 63125, owner of 100 shares of Common Stock; As You Sow on behalf of Andrew Behar, Kalpana Raina, and Robert M. Hogg, 1611 Telegraph Ave, Suite 1450, Oakland, California 94612, owners of 100, 96 and 103 shares of Common Stock, respectively; and Sisters of Charity of the Blessed Virgin Mary, 110 Michigan Avenue NE, F-34, Washington, D.C. 20017, owner of 100 shares of Common Stock; and Sisters of St. Joseph of Carondelet, St. Louis Province, 6400 Minnesota Avenue, St. Louis, Missouri 63111, owner of 100 shares of Common Stock, notified the Company of their intention to present the following proposal for consideration and action at the Annual Meeting. The Company is not responsible for the accuracy or content of the proposal and supporting statement presented below which, following SEC rules, are reproduced as received from the proponents.

The Board of Directors opposes the proposal for the reasons stated after the proposal.

REPORT ON COAL COMBUSTION RESIDUAL and WATER IMPACTS

The World Economic Forum *2015 Global Risk Report* ranked water as the top societal risk facing the world in terms of potential economic impact. (1) The Human Right to Water, formally recognized by the United Nations in 2010, clarifies that it is the responsibility of companies to ensure their operations to not infringe upon the right of individuals to sufficient, safe, acceptable, accessible and affordable water. This human right is further buttressed by the UN's Sustainable Development Goal 6, which includes a target for improving water quality by reducing pollution and minimizing the discharge of hazardous chemicals and materials. (2)

Coal combustion residual (CCR) waste is a by-product of burning coal and contains arsenic, mercury, lead and other heavy metals and toxins.

In October 2015, the EPA CCR Rule became effective, setting minimum federal standards for CCR disposal. While Ameren has thus far filed the minimum information required by the CCR Rule, significant questions remain regarding risks posed by its numerous ash ponds along the Mississippi and Missouri Rivers. In 2017, 46.47% of shareholders supported a resolution requesting a report on Ameren's efforts to identify and reduce environmental and health hazards associated with water discharge Practice and Policy. Ameren has responded with only general information regarding the risks associated with its coal ash disposal practices.

- Ameren plans to leave coal ash in its ash ponds when it closes them, unlike other utilities in Missouri and elsewhere, even where the ponds were dug deep into groundwater; ash can readily contaminate groundwater and surface water indefinitely.

ITEMS YOU MAY VOTE ON

- Where Ameren already knows of groundwater contamination caused by its ash ponds, there is no indication that it has taken steps to clean up existing contamination or provided meaningful estimates of future cleanup costs.

Ameren has submitted but not received third-party Verification for the *CDP Water 2017* report:

- Ameren's primary coal source is the Powder River Basin; Ameren continues to claim that PRB is not a water stressed area despite reports by World Business Council of Sustainable Development and others.
- Despite its claims that "our facilities are located in an area of ample water supply," Ameren admits that if facilities would need to close due to lack of water availability, the financial impact would be 'medium-high.'
- Ameren has reported no data on water quality, pollution in discharges, or thermal impacts.

RESOLVED: Shareholders request that the Board prepare a complete report on the company's efforts, above and beyond current compliance, to identify and reduce environmental and health hazards associated with past, present and future handling of coal combustion residuals, and how those efforts may reduce legal, reputational and financial risks to the company. This report should be available to shareholders within 6 months of the 2018 annual meeting, be prepared at reasonable cost, and omit confidential information such as proprietary data or legal strategy.

- (1) "Insight Report, Global Risks, 2015: 10th Edition." *WEF*
- (2) UNSDG 6.3

Your Board of Directors unanimously recommends a vote "**AGAINST**" Item (4).

Summary Board Recommendation

Following receipt of the proposal, management met telephonically with representatives of the proponents to better understand their concerns and to discuss the requested report. The Board has carefully considered the proposal and unanimously recommends that you vote "**AGAINST**" the proposal. The Board believes that the requested report is not necessary nor would it be a prudent use of shareholder resources because the Company's disclosure effectively addresses the proponents' proposal. This disclosure provides shareholders with extensive information on the Company's compliance plans concerning coal combustion residuals ("CCRs"), as well as the material risks and expected costs associated with CCR disposal. In addition, our disclosure includes detailed information regarding our compliance with the EPA's final rule for the disposal of CCRs ("EPA CCR Rule"), including Ameren's plan to close the ash ponds at each of its coal-fired energy centers used to store CCRs by 2023, as well as to convert to dry ash handling and to either recycle ash or utilize landfill storage at each of its coal-fired energy centers that is expected to continue to operate beyond 2022. Moreover, as noted in the discussion below, a number of assertions in the proponents' supporting statement are not accurate.

CCR Management

Overview

As part of our commitment to sustainability, Ameren prioritizes environmental stewardship along with our responsibilities to customers and communities, co-workers, and shareholders. Our environmental stewardship includes the preservation of clean water through the safe and responsible handling of CCRs. Our generation facilities are located in an area of ample water supply, and water availability within our service territory has not been a significant risk to our ability to operate these facilities. Ameren takes into consideration the impact of our operations on both water quality and use. And we assess the risk of future water availability, including risks related to climate change or regulatory conditions, as part of our comprehensive enterprise risk management process that is designed to identify, assess and monitor all risks to the achievement of our strategy and objectives.

We believe that our existing compliance plan for CCR management is effectively addressing the proponents' concerns by mitigating the legal, reputational and financial risks to the Company and its shareholders. As discussed further below, Ameren is complying with applicable regulations for the management of CCRs in a safe, timely and responsible manner. We plan to close each of our ash ponds used to store CCRs by 2023 in accordance with EPA-approved methods. We also plan to convert to dry ash handling at each of our coal-fired energy centers that is expected to operate beyond 2022. The closures are expected to reduce the Company's water usage by approximately 11 billion gallons per year, which will further mitigate risks relating to water quality and availability in Ameren Missouri's service territory. And analysis by a third-party toxicologist of groundwater and surface water monitoring data, which is available on our website, has demonstrated that the CCR storage facilities at Ameren Missouri's coal-fired energy centers do not pose an adverse risk to public health or the environment. We believe the costs associated with our compliance plan to be prudent and therefore expect substantially all of these costs to be recoverable through rates to customers. The proposal, on the other hand, requests the Company to identify efforts "above and beyond" current compliance, which would require the Company to speculate as to the implementation of alternative measures it believes to be unnecessary. We do not believe such measures or a report thereon would be consistent with our commitments to sustainability and long-term shareholder value.

Compliance with Applicable Regulations

The EPA CCR Rule establishes national standards for the management of CCRs as solid and non-hazardous material. The EPA CCR Rule includes provisions for groundwater monitoring, data collection, technical analysis and public disclosure of results for CCR storage facilities. While the EPA recently announced that it is reconsidering certain aspects of the rule, Ameren is nevertheless proceeding with its plans to close all of its ash ponds by 2023 in accordance with the rule. The proponents incorrectly assert that Ameren's plans to close ash ponds in-place are "unlike [those of] other utilities in Missouri and elsewhere." Other utilities, including those in Missouri, have also elected the closure-in-place method. The EPA has determined that closure-in-place and closure by removing ash to dry landfills can be equally appropriate and that the method selected will depend on the site-specific conditions. We believe that Ameren's closure plans will ensure safe and effective compliance with applicable CCR regulations and will be protective of the public and the environment.

In connection with the closures of its ash ponds, Ameren Missouri will convert to dry ash handling at its Labadie, Rush Island and Sioux energy centers, while the Meramec energy center is scheduled to be retired in 2022. Construction of these projects is approximately 33% complete based on capital expenditures. Ameren Missouri has state-of-the-art dry ash landfills at its Sioux and Labadie energy centers. The EPA CCR Rule also allows Ameren Missouri to continue to recycle CCRs. In 2017, Ameren Missouri recycled approximately 55% of its total ash production into applications such as cement production or concrete. Ameren Missouri expects to recycle approximately 65% of its total ash production in 2018, with higher targets in future years following the conversions to dry ash handling and completion of the ash pond closures.

In 2016, Ameren Missouri implemented a groundwater quality monitoring program that collected data at each of its coal-fired energy centers through the fourth quarter of 2017. The data were reported on our website at www.ameren.com/environment/managing-CCRs in February 2018. Ameren Missouri has also sampled adjacent surface water bodies. Analysis of groundwater and surface water data performed by a third-party toxicologist confirms that CCR storage facilities at Ameren Missouri's energy centers are well below all legal limits and do not pose an adverse risk to public health or the environment. The results of such analysis are available on our website and will be used as part of technical studies submitted to the Missouri Department of Natural Resources ("MDNR").

The MDNR is in the process of developing solid waste regulations that, as contemplated by the Water Infrastructure Improvements for the Nation Act of 2016, will operate in lieu of the EPA CCR Rule, subject to EPA approval. To receive EPA approval, state CCR rules must be as protective as the EPA CCR Rule. The MDNR's rulemaking process has included public forums and the public posting of all draft rules, public comments and regulatory revisions. The Company, environmental groups, and other stakeholders have been active participants in that process. To date, the proponents have not participated in that process. The MDNR's draft rules contemplate that the owner and operator of CCR facilities will perform risk-based assessments and

ITEMS YOU MAY VOTE ON

that the MDNR will approve all closure and post-closure monitoring plans and corrective action measures. The public will have the opportunity to comment on all corrective measure plans. Further, the inspection requirements, structural integrity analysis, and groundwater monitoring assessments required by the EPA CCR Rule are incorporated into the draft state rules, and all resulting technical reports are publicly available.

Cost Estimates

We have provided estimated costs relating to CCR management in our SEC filings, including our Annual Report on Form 10-K for the year ended December 31, 2017 ("2017 Form 10-K"). As discussed in the 2017 Form 10-K, as a result of the EPA CCR Rule requirements, we recorded an increase in the asset retirement obligations associated with CCR storage facilities in 2016 to reflect our plans to close all of our ash pond storage facilities between 2018 and 2023. Our 2017 Form 10-K also includes our estimated capital expenditures related to environmental compliance of \$325 million to \$425 million between 2018 and 2022, which includes an estimated \$300 million to \$350 million related to the ash pond closures and conversion to dry ash handling at Ameren Missouri's Labadie, Rush Island and Sioux energy centers, as well as the expected cost of compliance with other environmental mitigation expenditures in connection with regulations under the Clean Water Act. The 2017 Form 10-K also reflects a \$150 million asset retirement obligation that Ameren has recorded related to CCR storage facilities that reflect the EPA CCR Rule. We expect substantially all of the foregoing costs will be recoverable in customer rates, subject to Missouri Public Service Commission prudence review, although the nature and timing of costs and their recovery could result in regulatory lag.

Ameren's Public Disclosure Regarding CCRs

Through our website and in our other public filings, we provide a substantial amount of information relating to our strong commitment to handling CCRs responsibly and assessing the potential legal, reputational and financial risks to the Company related to such efforts. Management and the Board believe that the information presented on our website, including in Ameren Missouri's 2017 Integrated Resource Plan ("2017 IRP"), our responses to the 2017 Carbon Disclosure Project ("CDP") Water Report, and our 2017 Corporate Social Responsibility report ("2017 CSR"), together with information in our filings with the SEC and other agencies provides shareholders with extensive disclosure of our actions to identify and manage the potential risks of CCRs. We have summarized below the information presented in these resources and have specifically addressed assertions in the proponents' supporting statement that are incorrect.

CCR Storage Facility and Groundwater Quality Data

For each Ameren Missouri CCR storage facility subject to the EPA CCR Rule, we have posted the most recent annual inspection report, a structural integrity assessment, and closure and post-closure plans. These reports include details regarding Ameren Missouri's plans to safely and responsibly comply with the EPA CCR Rule and are available at www.ameren.com/environment/managing-CCRs.

Contrary to the assertions in the proposal's supporting statement, we have provided detailed information on groundwater quality at Ameren Missouri's coal-fired energy centers that are subject to the EPA CCR Rule, which is available on our website at www.ameren.com/environment/managing-CCRs. This information includes:

- Results of the 2016-2017 groundwater monitoring at each of Ameren Missouri's coal-fired energy centers pursuant to the EPA CCR Rule, published in February 2018; and
- Laboratory reports and analysis prepared by an independent third-party toxicologist with respect to groundwater quality at Rush Island (2014 and 2018), Labadie (2012, 2014 and 2018), Sioux (2018), and Meramec (2018), in each case indicating no adverse impacts on human health for either surface water or groundwater as a result of coal ash management practices at the applicable energy center. To be confirmed pending final reports.

2017 IRP

Ameren Missouri's 2017 IRP is a 20-year plan that describes its preferred approach to meeting customers' projected long-term energy needs in a cost-effective fashion that maintains system reliability as

Ameren Missouri moves to cleaner and more diverse sources of energy. The 2017 IRP includes plans to add up to 700MW of wind generation by 2020 and up to 100MW of solar generation by 2027. Ameren Missouri files an updated integrated resource plan every three years with the Missouri Public Service Commission. The 2017 IRP is available on our website at www.ameren.com/missouri/environment/renewables/ameren-missouri-irp.

The EPA CCR Rule is included among the assumptions underlying the 20-year resource plan. Specifically, Chapter 5 — Environmental Compliance of the 2017 IRP discusses the status and requirements of the EPA CCR Rule and its implementation, as well as Ameren Missouri's initiatives for CCR management at each of its coal-fired energy centers. It also includes estimated capital expenditures and operations and maintenance costs for all of Ameren Missouri's environmental mitigation activities, including the projected costs for each facility in connection with the ash pond closures, dry ash conversion facilities, and installation of groundwater monitoring systems. These costs are reflected in the generation resource plan presented in the 2017 IRP.

2017 CDP Water Report

Our 2017 CDP Water Report is also available on our website at www.ameren.com/sustainability/carbon-disclosure-project. The CDP is an international organization that provides a global system for companies to disclose information on a number of environmental issues, including water scarcity and security. To monitor and disclose the water-related impacts of its operations, we have completed an annual questionnaire from the CDP since 2008, most recently in 2017.

Our 2017 CDP Water Report provides information on capital expenditures associated with dry ash handling and the impact of regulatory requirements on water use. It also details key water-related risks and our strategy and processes for managing such risks.

2017 CSR

The 2017 CSR, available at www.amerencsr.com, also provides substantial information regarding our environmental compliance relating to CCR handling. Contrary to the proponents' assertion, this includes data regarding thermal impacts at each of our coal-fired energy centers, as well as water usage data. The 2017 CSR also discusses current practices for coal ash management and plans for conversion to dry ash handling and storage under the EPA CCR Rule; details regarding the reuse of ash and fly ash; and information regarding the state-of-the-art solid waste management facility at our Labadie energy center, which will provide long-term or permanent storage of CCRs. In addition, the 2017 CSR discusses our efforts to manage our water supply and to conserve water through the various design features of our facilities.

SEC Filings

As discussed above, our 2017 Form 10-K and other filings with the SEC (available at www.sec.gov and under the Financial Info section of our website at www.amereninvestors.com) include discussion of the material risks and estimated costs associated with our CCR management initiatives.

Conclusion

We have a history of safe operation of our CCR storage facilities and are responsibly addressing compliance with new regulations in a transparent manner. We have a prudent plan for the closure of our ash ponds and for the conversion to dry ash handling at our coal-fired energy centers that are expected to continue to operate beyond 2022. We provide extensive public reporting regarding our treatment and handling of CCRs, including the expected costs and risks associated therewith, through our website and various regulatory filings. Through our enterprise risk management program, we regularly identify, assess and monitor the risks to the Company associated with CCR handling. Accordingly, the Board of Directors believes that the additional report requested in the proposal would result in an unnecessary and unproductive use of the Company's resources.

ITEMS YOU MAY VOTE ON

VOTE REQUIRED FOR APPROVAL

Under Missouri law, approval of the proposal requires the affirmative vote of a majority of the shares outstanding as of the record date and represented in person or by proxy at the Annual Meeting at which a quorum must be present. In addition, under Missouri law, an abstention from voting on this matter will be treated as “present” for quorum purposes and will have the same effect as a vote against this proposal.

Board Recommendation Against Proposal

In light of the foregoing, your Board of Directors unanimously recommends a vote “ **AGAINST** ” Item (4).

* * * * *

OTHER MATTERS

The Board of Directors does not know of any matter which may be presented at the Annual Meeting other than the election of Directors, the non-binding advisory approval of the compensation of our NEOs disclosed in this proxy statement, the ratification of the appointment of PwC as independent registered public accounting firm, and the shareholder proposal set forth above. However, if any other matters should properly come before the meeting, it is the intention of the persons named in the enclosed proxy to vote thereon in accordance with their best judgment.

SECURITY OWNERSHIP

SECURITY OWNERSHIP OF MORE THAN FIVE PERCENT SHAREHOLDERS

The following table contains information with respect to the ownership of Ameren Common Stock by each person known to the Company who is the beneficial owner of more than five percent of the outstanding Common Stock.

Name and Address of Beneficial Owner	Shares of Common Stock Owned Beneficially at December 31, 2017	Percent of Common Stock Owned Beneficially at December 31, 2017 (%)
The Vanguard Group, Inc. 100 Vanguard Blvd. Malvern, Pennsylvania 19355	26,628,905 (1)	10.97%
BlackRock, Inc. 55 East 52nd Street New York, New York 10022	16,644,375 (2)	6.9%
State Street Corporation State Street Financial Center One Lincoln Street Boston, Massachusetts 02111	12,493,263 (3)	5.15%

- (1) The number of shares and percentage owned as of December 31, 2017 according to the Amendment No. 8 to Schedule 13G filed with the SEC on February 8, 2018. The Vanguard Group, Inc. ("Vanguard Group") is an investment adviser in accordance with SEC Rule 13d-1(b)(1)(ii)(E). The amendment to the Schedule 13G reports that Vanguard Group has sole voting power with respect to 375,128 shares of Common Stock, shared power with respect to 121,939 shares of Common Stock, sole dispositive power with respect to 26,179,514 shares of Common Stock and shared dispositive power with respect to 449,391 shares of Common Stock. Vanguard Fiduciary Trust Company, a wholly owned subsidiary of Vanguard Group, is the beneficial owner of 264,144 shares of Common Stock as a result of it serving as investment manager of collective trust accounts. Vanguard Investments Australia, Ltd., a wholly owned subsidiary of Vanguard Group, is the beneficial owner of 294,321 shares of Common Stock as a result of its serving as investment manager of Australian investment offerings.
- (2) The number of shares and percentage owned as of December 31, 2017 according to the Amendment No. 7 to Schedule 13G filed with the SEC on January 29, 2018. BlackRock, Inc. ("BlackRock") is a parent holding company in accordance with SEC Rule 13d-1(b)(1)(ii)(G). The amendment to the Schedule 13G reports that BlackRock is the beneficial owner of all 16,644,375 shares of Common Stock, has sole voting power with respect to 14,456,495 shares of Common Stock and sole dispositive power with respect to 16,644,375 shares of Common Stock.
- (3) The number of shares and percentage owned as of December 31, 2017 according to the Schedule 13G filed with the SEC on February 13, 2018. State Street Corporation ("State Street") is a parent holding company in accordance with SEC Rule 13d-1(b)(1)(ii)(G). The Schedule 13G reports that State Street has shared voting power and shared dispositive power with respect to all 12,493,263 shares of Common Stock, and no sole voting power nor sole dispositive power with respect to any Common Stock.

SECURITY OWNERSHIP
SECURITY OWNERSHIP OF DIRECTORS AND MANAGEMENT

The following table sets forth certain information known to the Company with respect to beneficial ownership of Ameren Common Stock and Stock Units as of March 9, 2018, for (i) each director and nominee for director of the Company, (ii) each individual serving as the Company's President and Chief Executive Officer and the Company's Chief Financial Officer during 2017 and the three most highly compensated executive officers of the Company (and/or its subsidiaries) (other than individuals serving as the President and Chief Executive Officer and the Chief Financial Officer during 2017) who were serving as executive officers at the end of 2017, each as named in the Summary Compensation Table below (collectively, the "Named Executive Officers"), and (iii) all executive officers, directors and nominees for director as a group.

Name	Number of Shares of Common Stock Beneficially Owned (1)(2)	Percent Owned (3)
Warner L. Baxter	237,987	*
Catherine S. Brune	18,217	*
J. Edward Coleman	9,380	*
Ellen M. Fitzsimmons	31,588	*
Rafael Flores	9,168	*
Walter J. Galvin	64,703 ⁽⁴⁾	*
Richard J. Harshman	15,296	*
Craig S. Ivey	2,223	*
Gayle P. W. Jackson	28,324	*
James C. Johnson	37,397	*
Steven H. Lipstein	27,081	*
Martin J. Lyons, Jr.	116,104	*
Richard J. Mark	87,241	*
Michael L. Moehn	72,730	*
Gregory L. Nelson	52,554	*
Stephen R. Wilson	25,868	*
All directors, nominees for director and executive officers as a group (23 persons)	1,083,018	*

* Less than one percent.

- (1) Except as noted in footnote (2), this column lists voting securities. None of the named individuals held shares issuable within 60 days upon the exercise of stock options or the vesting of restricted stock units. Reported shares include those for which a director, nominee for director or executive officer has voting or investment power because of joint or fiduciary ownership of the shares or a relationship with the record owner, most commonly a spouse, even if such director, nominee for director or executive officer does not claim beneficial ownership.
- (2) This column also includes ownership of 27,714 Stock Units held by Director Galvin, 12,315 Stock Units held by Director Johnson and 6,716 Stock Units held by Directors Coleman and Flores, each pursuant to the Directors Deferred Compensation Plan. See "ITEMS YOU MAY VOTE ON — DIRECTOR COMPENSATION — Directors Deferred Compensation Plan Participation."
- (3) For each individual and group included in the table, percentage ownership is calculated by dividing the number of shares beneficially owned by such person or group as described above by the sum of the 243,343,392 shares of Common Stock outstanding on March 9, 2018, and the number of shares of Common Stock that such person or group had the right to acquire on or within 60 days of March 9, 2018.
- (4) Includes 36,989 shares of Common Stock owned by The Galvin Family Trust.

Since 2003, the Company has had a policy which prohibits directors and executive officers from engaging in pledges of Company securities or short sales, margin accounts and hedging or derivative transactions with respect to Company securities. In addition, since 2013, the Company has had a policy which prohibits directors and employees of the Company and its subsidiaries from entering into any transaction which hedges (or offsets) any decrease in the value of Company equity securities that are (1) granted by the Company to the director or employee as part of compensation or (2) held, directly or indirectly, by the director or employee.

The address of all persons listed above is c/o Ameren Corporation, 1901 Chouteau Avenue, St. Louis, Missouri 63103.

STOCK OWNERSHIP REQUIREMENTS

Stock Ownership Requirement for Directors

The stock ownership requirement applicable to directors is described above under “ITEMS YOU MAY VOTE ON — DIRECTOR COMPENSATION — *Director Stock Ownership Requirement* .”

Stock Ownership Requirement for Named Executive Officers and Members of the Senior Leadership Team

The stock ownership requirements applicable to the NEOs are described below under “EXECUTIVE COMPENSATION — COMPENSATION DISCUSSION AND ANALYSIS — *Common Stock Ownership Requirement* .” The Company also has stock ownership requirements applicable to members of the Senior Leadership Team. These requirements are included in the Company’s Corporate Governance Guidelines which are available on the Company’s website or upon request to the Company, as described herein.

SECTION 16(a) BENEFICIAL OWNERSHIP REPORTING COMPLIANCE

Section 16(a) of the Exchange Act requires the Company’s directors and executive officers and persons who own more than ten percent of the Company’s Common Stock to file reports of their ownership in the equity securities of the Company and its subsidiaries and of changes in that ownership with the SEC. SEC regulations also require the Company to identify in this proxy statement any person subject to this requirement who failed to file any such report on a timely basis. To our knowledge, based solely on a review of the filed reports and written representations that no other reports are required, we believe that each of the Company’s directors and executive officers complied with all such filing requirements during 2017.

EXECUTIVE COMPENSATION**EXECUTIVE COMPENSATION**

The information contained in the following Human Resources Committee Report shall not be deemed to be “soliciting material” or “filed” or “incorporated by reference” in future filings with the SEC, or subject to the liabilities of Section 18 of the Exchange Act, except to the extent that the Company specifically incorporates it by reference into a document filed under the Securities Act of 1933, as amended, or the Exchange Act.

HUMAN RESOURCES COMMITTEE REPORT

The Human Resources Committee (the “Committee”) of Ameren Corporation’s (the “Company”) Board of Directors discharges the Board’s responsibilities relating to compensation of the Company’s executive officers and for all Company subsidiaries which are registered companies pursuant to the Securities Exchange Act of 1934. The Committee approves and evaluates all compensation of executive officers, including salaries, bonuses and compensation plans, policies and programs of the Company.

The Committee also fulfills its duties with respect to the Compensation Discussion and Analysis and Human Resources Committee Report portions of the proxy statement, as described in the Committee’s Charter.

The Compensation Discussion and Analysis has been prepared by management of the Company. The Company is responsible for the Compensation Discussion and Analysis and for the disclosure controls relating to executive compensation.

The Committee met with management of the Company and the Committee’s independent consultant to review and discuss the Compensation Discussion and Analysis. Based on the foregoing review and discussions, the Committee recommended to the Board of Directors that the Compensation Discussion and Analysis be included in this proxy statement, and the Board approved that recommendation.

Human Resources Committee:

*James C. Johnson, Chairman
Richard J. Harshman
Steven H. Lipstein
Stephen R. Wilson*

COMPENSATION DISCUSSION AND ANALYSIS

This Compensation Discussion and Analysis (“CD&A”) describes the compensation decisions made for 2017 with respect to our NEOs. Our NEOs are listed in the following table and the Summary Compensation Table on page 68.

Named Executive Officers

Named Executive Officer	Title
Warner L. Baxter	Chairman, President and Chief Executive Officer, Ameren
Martin J. Lyons, Jr.	Executive Vice President and Chief Financial Officer, Ameren
Richard J. Mark	Chairman and President, Ameren Illinois
Michael L. Moehn	Chairman and President, Ameren Missouri
Gregory L. Nelson	Senior Vice President, General Counsel and Secretary, Ameren

Fiscal 2017 Company Business Highlights

Ameren's strategic plan includes investing in, and operating its utilities in, a manner consistent with existing regulatory frameworks, enhancing those frameworks, and advocating for responsible energy and economic policies, as well as creating and capitalizing on opportunities for investment for the benefit of its customers and shareholders. Ameren remains focused on disciplined cost management and strategic capital allocation. Examples of successful execution of this strategy in 2017 include the following:

- The Company invested a total of \$2.1 billion in energy infrastructure to better serve customers.
- Ameren's residential electric rates remained well below the Midwest and national averages.
- The Company achieved meaningful improvements in worker safety and engagement, customer satisfaction, electric and gas system reliability and energy center performance.
- Working with industry colleagues, Ameren successfully advocated for provisions in the federal Tax Cut and Jobs Act of 2017 that retain important tax benefits for both customers and shareholders.
- DiversityInc recognized the Company as the top utility in the nation for diversity and inclusion again in 2017, the third consecutive year the Company has won this honor.
- Ameren Missouri's electric regulatory rate review before the Missouri Public Service Commission ("MPSC") resulted in a constructive \$92 million increase in annual base rates effective in April 2017. These new rates favorably impacted financial results and supported efforts to earn a fair return on infrastructure investments made for the benefit of customers.
- Ameren Missouri filed its most recent integrated resource plan with the MPSC in September 2017. The preferred plan includes the addition of at least 700 megawatts of wind generation by 2020, representing a potential investment of approximately \$1 billion, and 100 megawatts of solar generation by 2027 and is consistent with the requirements of Missouri's Renewable Energy Standard and Ameren Missouri's objective of transitioning its generation fleet to a cleaner, more diverse energy portfolio in a responsible fashion. Further, Ameren Missouri announced it is targeting substantial carbon emission reductions of 35 percent by 2030, 50 percent by 2040 and 80 percent by 2050 from the 2005 level.
- Ameren earned \$2.14 per diluted share on a GAAP basis and \$2.83 per diluted share on a core (non-GAAP) basis in 2017. The 2017 core earnings represented a strong 5.6 percent increase over 2016 GAAP and core earnings of \$2.68 per diluted share. Core results for 2017 excluded non-cash charges of 69 cents per diluted share reflecting the revaluation of deferred taxes as a result of changes in Illinois and federal income tax rates.*
- The Company's Board of Directors expressed continued confidence in Ameren's long-term outlook by increasing the quarterly dividend 4 percent in the fourth quarter of 2017, which was the fourth consecutive year the dividend was increased.
- Ameren shares provided a total shareholder return of 16 percent, 42 percent and 133 percent for the one, three and five years ending December 31, 2017, respectively. These results exceeded the total shareholder returns of the S&P 500 Utility and Philadelphia Utility indices for each of these periods.

* See Appendix A for GAAP to core earnings reconciliation.

Fiscal 2017 Company Executive Compensation Highlights

The Company's pay-for-performance program led to the following actual 2017 compensation being earned:

- 2017 annual short-term incentive base awards based on EPS, safety performance and customer measures were earned at 153.98 percent of target; this payout reflected strong financial and operational performance by the Company in 2017 that was due, in part, to the successful execution of the Company's strategy as described on page 1; improved safety practices and enhanced reliability of its operations for the benefit of customers, and strategic capital allocation and disciplined cost management.

EXECUTIVE COMPENSATION

- 162.5 percent of the target three-year long-term incentive awards made in 2015 was earned based on our total shareholder return relative to the defined utility peer group over the three-year measurement period (2015-2017) plus accrued dividends of approximately 11 percent. Ameren ranked fifth out of the 17-member peer group. The January 1, 2015 PSU awards increased in value from \$46.13 per share on the grant date to \$58.99 per share as of December 31, 2017. This strong performance was attributable to the successful execution of the Company's strategy that is delivering superior value to customers and shareholders.

Guiding Objectives

Our objective for compensation of the NEOs is to provide a competitive total compensation program that is based on the size-adjusted median of the compensation opportunities provided by similar utility companies, adjusted for our short- and long-term performance and the individual's performance. The adjustment for our performance aligns the long-term interests of the NEOs with that of our shareholders to maximize shareholder value.

Our compensation philosophy and related governance features are executed by several specific policies and practices that are designed to align our executive compensation with long-term shareholder interests, including:

What we do:	What we don't do:
<ul style="list-style-type: none"> ✓ We develop pay opportunities at the size-adjusted median of those provided by similar utility companies, with actual payouts dependent on our corporate short- and long-term performance and the individual's performance. ✓ Our short-term incentives program is entirely performance-based with the primary focus on our EPS and additional focus on safety and customer metrics and individual performance. ✓ We design our long-term incentives program with the primary focus on our total shareholder return versus that of a utility peer group. ✓ We include in our short-term and long-term incentive awards "clawback" provisions that are triggered if the Company makes certain financial restatements, or if the award holder engages in conduct or activity that is detrimental to the Company or violates the confidentiality or customer or employee non-solicitation provisions. ✓ We maintain stock ownership requirements for our Senior Leadership Team and non-management directors. ✓ We provide only limited perquisites, such as financial and tax planning. ✓ Our change of control cash severance and equity vesting are both fully "double-trigger." ✓ An independent compensation consultant is engaged by and reports directly to the Committee. 	<ul style="list-style-type: none"> × We do not have employment agreements. × We do not allow employees, officers or directors to hedge Ameren securities. × We do not allow executive officers or directors to pledge Ameren securities. × We do not provide tax "gross-up" payments on perquisites. × We do not pay dividends or dividend equivalents on unearned incentive awards. × We have never repriced or backdated equity-based compensation awards. × We do not include the value of long-term incentive awards in our pension calculations. × We do not offer excise tax "gross-up" payments except for officers who became participants in the Change of Control Severance Plan prior to October 1, 2009.

Overview of Executive Compensation Program Components

To accomplish our compensation objective in 2017, our compensation program for the NEOs consisted of several compensation elements, each of which is discussed in more detail below. Although all compensation elements are totaled for comparisons to the Market Data (the size-adjusted median of the compensation paid by similar utility industry peer companies), decisions with respect to one element of compensation (e.g., long-term incentives) tend not to influence decisions with respect to other elements of compensation (e.g., base salary). The following are the material elements of our 2017 compensation program for the NEOs:

- base salary;
- short-term incentives;
- long-term incentives, specifically our Performance Share Unit Program;
- retirement benefits;
- limited perquisites; and
- “double-trigger” change of control protection.

We also provide various health and welfare benefits to the NEOs on substantially the same basis as we provide to all salaried employees.

Each element is reviewed individually and considered collectively with other elements of our compensation program to ensure that it is consistent with the goals and objectives of that particular element of compensation as well as our overall compensation program.

Market Data and Compensation Peer Group

In October 2016, the Committee’s independent consultant collected and analyzed comprehensive industry data, including base salary, target short-term incentives (non-equity incentive plan compensation) and long-term incentive opportunities. The industry data was obtained from a proprietary database maintained by Aon Hewitt.

The elements of pay were benchmarked both individually and in total to the same comparator group.

To develop the Market Data (the size-adjusted median of the compensation opportunities provided by similar utility industry companies), compensation opportunities for the NEOs were compared to the market data showing compensation opportunities for comparable positions at companies similar to us, defined as regulated utility industry companies in a revenue size range approximately one-half to double our size, with a few exceptions (our “compensation peers”). The Committee’s independent consultant used statistical techniques to adjust the data to be appropriate for our revenue size and produce the Market Data. Our compensation peers have a range of revenues, but because of the use of regression analysis, this did not necessarily impact the Market Data. The compensation peers’ market capitalizations had no bearing on the Market Data, because market capitalization is not used as a size adjustment variable.

We provide compensation opportunities at levels indicated by the Market Data, and design our incentive plans to pay more or less than the target amount when performance is above or below target performance levels, respectively. Thus, our plans are designed to result in payouts that are market-appropriate given our performance for that year or period.

EXECUTIVE COMPENSATION

The companies identified as the “compensation peers” used to develop 2017 compensation opportunities from the above-described data are listed below. The list is subject to change each year depending on merger and acquisition activity, the availability of the companies’ data through Aon Hewitt’s database and the continued appropriateness of the companies in terms of size and industry in relationship to the Company.

AGL Resources	Edison International	PPL Corporation
Alliant Energy Corporation	FirstEnergy Corp.	PSEG, Inc.
American Electric Power Co.	NiSource Inc.	SCANA Corporation
CenterPoint Energy, Inc.	OGE Energy Corp.	Sempra Energy
CMS Energy Corporation	Pacific Gas & Electric Corporation	WEC Energy Group Inc.
Dominion Resources, Inc.	Pinnacle West Capital Corporation	WGL Holdings, Inc.
DTE Energy Company	PNM Resources	Xcel Energy, Inc.
Duke Energy Corp.		

Mix of Pay

We believe that both cash compensation and noncash compensation are appropriate elements of a total rewards program. Cash compensation is short-term compensation (i.e., base salary and annual incentive awards), while noncash compensation is generally long-term compensation (i.e., equity-based incentive compensation).

A significant percentage of total compensation is allocated to short-term and long-term incentives as a result of the philosophy mentioned above. During 2017, there was no pre-established policy or target for the allocation between either cash and noncash or short-term and long-term compensation. Rather, the Committee reviewed the Market Data provided by its consultant to determine the appropriate level and mix of incentive compensation. The allocation between current and long-term compensation was based primarily on competitive market practices relative to base salaries, annual incentive awards and long-term incentive award values. By following this process, the impact on executive compensation is to increase the proportion of pay that is at risk as an individual’s responsibility within the Company increases and to create long-term incentive opportunities that exceed short-term opportunities for NEOs.

2017 F I X E D V E R S U S P E R F O R M A N C E - B A S E D C O M P E N S A T I O N


The following table shows the allocation of each NEO's base salary and short-term and long-term incentive compensation opportunities between fixed and performance-based compensation at the target levels.

Name	Fixed Compensation (base salary)	Performance-Based Compensation (short-term and long-term incentive compensation)
Baxter	18%	82%
Lyons	27%	73%
Mark	30%	70%
Moehn	29%	71%
Nelson	31%	69%


2017 T O T A L C A S H V E R S U S E Q U I T Y - B A S E D C O M P E N S A T I O N

The following table shows each NEO's base salary and short-term and long-term incentive compensation as allocated between cash and equity-based compensation at the target levels.

Name	Total Cash Compensation	Total Equity-based Compensation
Baxter	36%	64%
Lyons	47%	53%
Mark	49%	51%
Moehn	48%	52%
Nelson	51%	49%



EXECUTIVE COMPENSATION**2017 S HORT - TERM V ERSUS L ONG - TERM I NCENTIVE C OMPENSATION**

The following table shows each NEO's target 2017 short-term and long-term incentive compensation opportunities as a percentage of each NEO's base salary (each at the target level). Such award opportunities were determined primarily considering the Market Data mentioned above.

Name	Short-Term Incentive Opportunity	Long-Term Incentive Opportunity
Baxter	100%	360%
Lyons	75%	195%
Mark	65%	170%
Moehn	65%	180%
Nelson	65%	160%

Base Salary

We choose to pay base salary as a standard compensation program element. Our base salary program is designed to reward the NEOs with market competitive salaries based upon role, experience, competence and sustained performance.

We determine the amount for base salary by referencing the Market Data discussed above. Based on this data and the scope of each NEO's role, a base salary range was established for each position at +/- 20 percent of the established market rate for the position. The base salary of each NEO is typically managed within this pay range.

In 2016, Mr. Baxter (our Chairman, President and Chief Executive Officer) recommended a 2017 base salary increase for each of the other NEOs considering their then-current salary in relation to the Market Data, experience and sustained individual performance and results. These recommendations, which took into account the Market Data provided by the Committee's compensation consultant, were presented to the Committee for discussion and approval at the December 2016 Committee meeting. Increases were approved based on the Market Data and base salary range, experience, individual performance and the need to retain an experienced team. Performance takes into account competence, initiative, leadership and contribution to achievement of our goals.

In December 2016, the Committee also approved an increase to the 2017 base salary of Mr. Baxter from \$1,040,000 to \$1,075,000 in connection with Mr. Baxter's annual performance review. The Committee's decision to adjust Mr. Baxter's base salary was based on a number of factors, including his performance as the Company's Chief Executive Officer and the Committee's review of the Market Data for the chief executive officer position.

Short-Term Incentive Compensation: Executive Incentive Plan*2017 Ameren Executive Incentive Plan*

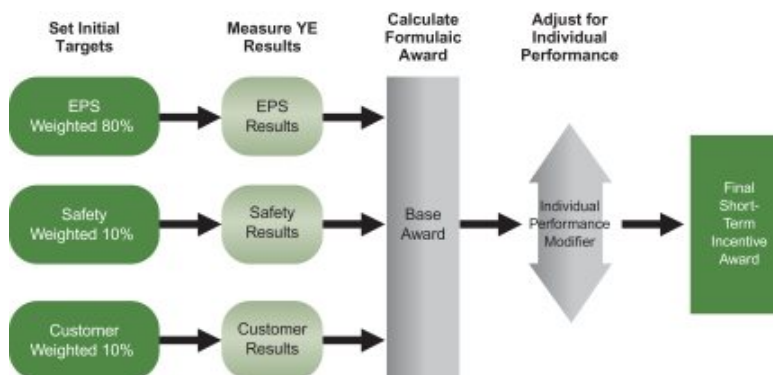
Our short-term incentive compensation program is entitled the Ameren Executive Incentive Plan ("EIP"). The EIP for 2017 was designed to reward the achievement of Ameren's EPS performance, safety performance, customer measures relating to reliability and affordability, and individual performance. We choose to pay it to incentivize higher annual corporate and individual performance.

How the EIP Works

For 2017, the EIP (the "2017 EIP") was comprised of the following components:

- Ameren EPS, weighted at 80%;
- safety, as measured by co-worker to co-worker interactions, weighted at 10%;

- three quantitative customer measures relating to reliability and affordability, weighted at 10% in total; and
- an individual performance modifier.



Targets for 2017 EPS, Co-Worker to Co-Worker Safety Interactions and Customer Measures

EPS, Co-Worker to Co-Worker Safety Interactions and Customer Measures

The Committee established threshold, target and maximum levels of goals for each of Ameren EPS, co-worker to co-worker (“c2c”) safety interactions and three customer measures under the 2017 EIP. The customer measures relate to reliability and affordability. They are System Average Interruption Frequency Index (“SAIFI”), Equivalent Availability Base Load Coal Fleet (“EA”) and the Callaway Nuclear Energy Center Performance Index (“CPI”), each described below. Payouts for Ameren EPS, c2c, SAIFI, EA and CPI performance falling between the established levels were interpolated on a straight-line basis. The three goal levels are described below:

Measure	Threshold	Target	Maximum
EPS	93% of Target	Based on the budget approved by the Board of Directors and aligned with shareholder guidance	107% of Target
c2c Safety Interactions	80% of Target	Set with consideration to driving multiple quality interactions for field workers and at least one for each office worker	120% of Target
SAIFI	Aligned with upper half of utility industry peers	Set considering 5-year historical performance and expected high performance level	Better than top quartile performance across the entire Ameren system
EA	95% of Target	Aligned with upper half industry benchmark for Ameren's peer group	105% of Target
CPI	96% of Target	Improvement over the average score for the past three refueling outage years	Aligned with industry excellent performance for an outage year

Safety Measure

In 2017, Ameren added co-worker to co-worker safety interactions as the safety metric in the plan (replacing Lost Workdays Away). A c2c safety interaction is a leading indicator for safety performance and was added to the plan in order to reinforce safety as a core value and create continued focus on shaping a culture of safety. A c2c safety interaction is a conversation between co-workers that involves giving and receiving feedback to improve safety, with the primary objective of encouraging all co-workers to recognize and eliminate at-risk behaviors or conditions and reinforce safe behaviors in the workplace, ultimately improving safety outcomes.

EXECUTIVE COMPENSATION*Customer Measures*

SAIFI is a standard customer reliability measure which indicates how often the average customer experiences a sustained interruption over a one-year period. The measure excludes major events (for example, major storms) and is calculated consistent with the Institute of Electrical and Electronics Engineers (“IEEE”) standards. A lower SAIFI result indicates better performance.

EA measures the percentage of the year Ameren Missouri’s coal-fired base load generation fleet is available for operating at full capacity. The measure is calculated by subtracting equivalent forced and scheduled outages from the energy center’s available hours (i.e., the period of time during which a unit is capable of service whether it is actually in service or not) and dividing this by the hours in the year. Ameren calculates EA consistent with North American Electric Reliability Corporation (“NERC”) reporting standards. A higher EA result indicates better performance.

The CPI measures overall nuclear energy center performance through an industry standard index comprised of 12 safety and reliability measures. The CPI measures performance over a 12-month period. A higher CPI score indicates better performance.

Individual Performance Modifier

The 2017 EIP base award for each NEO was subject to upward or downward adjustment for individual performance on key performance variables. These included leadership and the achievement of key operational goals (other than those specifically mentioned in the plan), as applicable and as determined by the Committee.

Historically, the Individual Performance Modifier has been used to differentiate performance that is considerably above or below that expected. Such differentiations do not lend themselves to formulas and are applied at the Committee’s discretion.

The Individual Performance Modifier could reduce the base award by up to 25 percent, with the ability to pay zero for poor or non-performance. Increases could be up to 25 percent of the base award, with a potential maximum total award at 200 percent of each NEO’s target opportunity. With respect to each NEO, adjustments to the base award are in all cases subject to the maximum permitted amount pre-established by the Committee (See “— Section 162(m) of the IRC ” below).

*2017 Performance**Base Award, Earned through the Achievement of Ameren EPS, Co-Worker to Co-Worker Safety Interactions, and Customer Measures*

At the February 2018 Committee meeting, Mr. Baxter presented 2017 EIP achievement levels for Ameren EPS, safety performance and customer measures, and recommended EIP payouts for the NEOs (other than with respect to himself) to the Committee for review:

- Ameren’s 2017 diluted EPS from continuing operations, calculated in accordance with generally accepted accounting principles (“GAAP”), was \$2.14. Consistent with its actions in prior years and as permitted under the terms of the underlying plans, the Committee may make adjustments to GAAP EPS to include or exclude specified items of an unusual or non-recurring nature. For 2017, Mr. Baxter presented, and the Committee concurred with, an adjustment for significant changes in federal and state income tax laws enacted in 2017 that resulted in a \$0.69 per share impact. These adjustments resulted in an adjusted EPS of \$2.83 for the 2017 EIP and a payout of 150.00% of Target.
- Co-worker to co-worker safety interactions were 32,784 in 2017. For 2017, Mr. Baxter presented and the Committee concurred with a downward adjustment from a payout of 200.00% to a safety payout of 180.00% of Target.
- The customer measures consist of the following three metrics: (i) SAIFI performance was 0.79, for a payout of 200.00% of Target; (ii) EA performance was 85.6%, resulting in a payout of 114.29% of Target; and (iii) CPI performance was 96.6, for a payout of 165.00% of Target.
- The weighted and combined EPS, co-worker to co-worker safety interactions and customer measures resulted in a combined payout of 153.98% of Target.

The resulting metrics and payouts, as approved by the Committee in February 2018, are shown below.

Performance Metric	% Weight	Threshold Performance (50% Payout as a % of Target)	Target Performance (100% Payout as a % of Target)	Maximum Performance (200% Payout as a % of Target)	2017 Results	Payout for Each Metric	Weighted: Base Award % of Target
EPS	80%	\$ 2.53	\$ 2.73	\$ 2.93	\$ 2.83	150.00%	120.00%
Co-Worker Safety Interactions	10%	16,000	20,000	24,000	32,784	180.00%	18.00%
SAIFI	3 1/3%	1.02	0.91	0.80	0.79	200.00%	6.67%
EA	3 1/3%	80.8%	85.0%	89.2%	85.6%	114.29%	3.81%
CPI	3 1/3%	90	94	98	96.6	165.00%	5.50%
Total	100%						153.98%

Earned through Individual Performance Modifier

As discussed above, the 2017 EIP base awards were subject to upward or downward adjustment by up to 25 percent based upon an NEO's individual contributions and performance during the year. For 2017, the Committee, after consultation with Mr. Baxter, modified the 2017 EIP base award for Mr. Lyons by plus 10 percent of the 2017 base award, for Mr. Moehn by plus 15 percent of the 2017 base award, and for Mr. Mark by plus 10 percent of the 2017 base award. The Committee modified the 2017 EIP base award for Mr. Baxter by plus 7.2 percent of the 2017 base award. In each case, these adjustments were made as a result of the NEO's performance on the variables described above.

Resulting 2017 EIP Payouts

Actual 2017 EIP payouts are shown below as a percent of target. Payouts were made in February 2018, and are set forth under column (g) entitled Non-Equity Incentive Plan Compensation in the Summary Compensation Table.

Name	Final Payout as Percent of Target
Baxter	165.1%
Lyons	169.4%
Mark	169.4%
Moehn	177.1%
Nelson	154.0%

Section 162(m) of the IRC

Section 162(m) of the IRC generally limits the federal income tax deductibility of annual compensation paid by public companies to certain executive officers to \$1 million. Prior to the enactment of the Tax Cuts and Jobs Act of 2017 (the "TCJA"), Section 162(m) provided an exemption from this limitation for "qualified performance-based compensation." The TCJA repealed the "qualified performance-based compensation" exemption, effective for taxable years beginning after December 31, 2017, but provides transition relief for certain contractual arrangements in place as of November 2, 2017 and not modified thereafter. The Committee set a maximum limitation on the 2017 short-term incentive payouts for each NEO and, in so doing, intended for such payouts to meet the definition of qualified performance-based compensation under Section 162(m) of the IRC as was in effect prior to the enactment of the TCJA. The maximum limitation on such payouts is equal to 0.5 percent of our 2017 net income and is subject to automatic adjustment to exclude the effects of certain customary items, such as any change in federal, state or local tax laws or regulations. As historically permitted under Section 162(m) of the IRC, the Committee may exercise negative discretion to approve actual payouts that are lower than the maximum limitation. Actual short-term incentive payouts are determined by the Committee based on achievement levels with respect to Ameren EPS, co-worker to co-worker safety interactions, and customer measures. The 2017 short-term incentive payouts are shown in column (g) of the Summary Compensation Table.

EXECUTIVE COMPENSATION**Long-Term Incentive Compensation****Performance Share Unit Program (“PSUP”)***In General*

A performance share unit (“PSU” or “share unit”) is the right to receive a share of Common Stock if certain long-term performance criteria are achieved and certain service requirements are met.

Role of the PSUP

The 2017 PSU grants, which are governed by the shareholder-approved 2014 Plan, were designed to serve the following roles in the compensation program:

- provide compensation dependent on our three-year total shareholder return (“TSR”) (calculated as described below under “— 2017 Grants”) versus a utility peer group (a “PSUP Peer Group”), as identified below;
- provide some payout (below target) if three-year relative TSR is below the 30th percentile but the three-year average Ameren EPS reaches or exceeds the average of the EIP EPS threshold levels in 2017, 2018 and 2019;
- accrue dividends during the performance period on shares ultimately earned, in order to further align executives’ interests with those of shareholders;
- promote retention of executives during a three-year performance period; and
- share Common Stock price increases and decreases over a three-year period.

PSUP Design

We award PSU grants to accomplish the following:

- *align executives’ interests with shareholder interests* : awards are denominated in Common Stock units and paid out in Common Stock. Payouts are dependent on the Common Stock’s performance compared to the performance of the PSUP Peer Group, and are limited to target if TSR is negative;
- *be competitive with market practice* : the majority of regulated utility companies use plans similar to this program and with this performance measure;
- *promote Common Stock ownership* : payout of earned awards is made 100 percent in Common Stock, with dividends on Common Stock, as declared and paid, reinvested into additional share units throughout the performance period;
- *allow executives to share in the returns created for shareholders* : returns for shareholders include dividends as declared and paid, and this is reflected in the plan performance measure and rewards; and
- *facilitate retention of key executives* : annual competitive grants with a three-year performance period provide incentive for executives to stay with the Company and manage the Company in the long-term interests of the Company and its shareholders.

PSUs granted before December 31, 2017, were also intended to be eligible for the “qualified performance-based compensation” exception from the \$1 million limit on deductibility of executive compensation imposed by Section 162(m) of the IRC.

2017 Grants

For 2017, a target number of PSUs (determined primarily based on the Market Data mentioned above) was granted to each NEO pursuant to the 2014 Plan, as reflected in column (g) of the Grants of Plan-Based Awards Table. The threshold and maximum amounts of payout for the 2017 PSU awards are reflected in

columns (f) and (h) of the Grants of Plan-Based Awards Table (not including any potential dividends). The grant amount and actual payout amounts for the 2017 PSU awards are calculated as follows:

- The Committee determined the target amount based upon a specified percentage of each NEO's base salary, expressed as a dollar amount. The grant amount was determined by dividing the target amount by the December 2016 trading average of the stock price.
- The actual number of 2017 PSUs earned will vary from 0 percent to 200 percent of the NEO's target number of PSUs, based primarily on our 2017 — 2019 TSR measured relative to a PSUP Peer Group, and will be contingent on continued employment through the payment date (other than with respect to death, disability, an eligible retirement or qualifying termination under a change in control).
- For purposes of calculating PSUP award payouts, TSR is calculated as the change in the 30-day trading average of the stock price prior to the beginning of the award period and the 30-day trading average of the stock price prior to the end of the award period, plus dividends paid (and assuming quarterly reinvestment on each company's ex-dividend date), divided by such beginning average stock price.
- If relative TSR for the performance period is below the 30th percentile, in order to receive a 30 percent payout, the average annual Ameren EPS for such three-year period must be greater than or equal to the average of the Ameren EPS thresholds under each EIP during such period (described further below under "PSUP Performance/Payout Relationship").
- The payout of PSUs will include the payout of any accrued dividend equivalents relating to the number of PSUs actually earned.

The NEOs cannot vote or transfer share unit awards granted under the PSUP until the shares are paid out.

Effective with the 2016 grant, PSUP retirement provisions were modified to provide only prorated awards for all retirement-eligible participants age 55 or greater with at least 5 years of service who retire during the performance period. For grants made prior to 2016, retirement-eligible participants age 62 or greater with at least ten years of service who retire during the performance period receive a full (non-prorated) award at the end of the three-year performance period.

PSUP Peer Group

The analysis to determine the 2017 PSUP Peer Group was made as of December 2016 using the criteria below.

- Classified as a "NYSE Investor Owned Utility," within SNL Financial LC's SEC/Public Companies Power Database.
- Market capitalization greater than \$2 billion.
- Minimum S&P credit rating of BBB- (investment grade).
- Dividends flat or growing over the last twelve-month period.
- Not an announced acquisition target.
- Not undergoing a major restructuring including, but not limited to, a major spin-off or sale of a significant asset.

EXECUTIVE COMPENSATION

The 19 companies included in the 2017 PSUP Peer Group as of January 1, 2017 are listed below. These PSUP Peer Group companies are not entirely the same as the compensation peers used for market pay comparisons, because inclusion in this group was not dependent on a company's revenues relative to us or its participation in an executive pay database. At the end of the performance period, the final 2017 PSUP Peer Group may be impacted by acquisition and restructuring events.

Alliant Energy Corporation
Avista Corporation
CMS Energy Corporation
Consolidated Edison, Inc.
Edison International
Eversource Energy
Great Plains Energy Inc.

IDACORP, Inc.
NiSource Inc.
Northwestern Corporation
Pacific Gas and Electric Corporation
Pinnacle West Capital Corporation
PNM Resources, Inc.
Portland General Electric Company

SCANA Corporation
Southern Company
Vectren Corporation
WEC Energy Group, Inc.
Xcel Energy, Inc.

PSUP Performance/Payout Relationship

Once Ameren's 2017 — 2019 TSR is calculated and compared to the utility peer group, the scale below determines the percentage of the target PSU award that is paid. Payout for performance between points is interpolated on a straight-line basis.

TSR Performance or, as applicable, EPS Performance	Payout (% of Share Units Granted)	
90th percentile +	200%	
70th percentile	150%	
50th percentile	100%	↔ If TSR is negative over the three-year period, the plan is capped at 100% of target regardless of performance vs. the PSUP Peer Group
30th percentile	50%	
Below 30th percentile but three-year average Ameren EPS reaches or exceeds the average of the EIP EPS threshold levels in 2017, 2018 and 2019	30%	
Below 30th percentile and three-year average Ameren EPS does not reach the average of the EIP EPS threshold levels in 2017, 2018 and 2019	0% (No payout)	

Section 162(m) of the IRC

As discussed above, prior to the enactment of the TCJA, Section 162(m) of the IRC provided an exemption from the general limitation for "qualified performance-based compensation." The Committee set a maximum limitation on the 2017 PSUP payouts for each NEO and, in so doing, intended for such payouts to meet the definition of qualified performance-based compensation under Section 162(m) of the IRC as in effect prior to the enactment of the TCJA. The maximum limitation on such payouts is equal to 1.2 percent of our cumulative 2017, 2018 and 2019 GAAP net income and is subject to automatic adjustment to exclude the effects of certain customary items, such as any change in federal, state or local tax laws or regulations. As historically permitted under Section 162(m) of the IRC, the Committee may exercise negative discretion to approve actual 2017 PSUP payouts that are lower than the maximum limitation. Actual PSUP payouts will be determined by the Committee based on the comparison of Ameren's TSR against the PSUP Peer Group for the performance period.

2015 PSU Awards Vesting

The PSUP performance period for the 2015 grants ended December 31, 2017. Our 2015 — 2017 TSR performance was determined to be at the 75th percentile of the 2015 PSUP Peer Group. The following table shows the 2015 PSU awards, their original value at grant, the number earned (which equals the target number plus accrued dividends, times 162.5 percent), and their value at year end (December 31, 2017). The resulting earned amounts were 231 percent of the original target value of the 2015 awards, which reflects both TSR performance against the utility peer group and the actual TSR generated during the three-year period. Vesting of the awards for each NEO is subject to continued employment as of the payment date. Each NEO's award vested and was paid as of February 28, 2018.

Name	Grant Date	Target 2015 PSU Awards (#)	Target Value at Stock Price on Date of Grant (1) (\$)	2015 PSU Awards Earned (2) (#)	Value at Year-End Stock Price (3) (\$)	Earned Value as Percent of Original Target Value (3) (%)
Baxter	1/1/15	78,531	3,622,635	141,632	8,354,872	231
Lyons	1/1/15	25,404	1,171,887	45,816	2,702,686	231
Mark	1/1/15	17,400	802,662	31,381	1,851,165	231
Moehn	1/1/15	18,511	853,912	33,385	1,969,381	231
Nelson	1/1/15	16,783	774,200	30,268	1,785,509	231

- (1) Valuations are based on \$46.13 per share, the most recent closing price of Ameren Common Stock on the NYSE as of January 1, 2015, the grant date.
- (2) The number of 2015 PSU awards earned includes dividend equivalents, equal to approximately an additional 11 percent of the shares earned, which accrued and were reinvested throughout the three-year performance period.
- (3) Valuations are based on \$58.99 per share, the most recent closing price of Ameren Common Stock on the NYSE as of December 31, 2017, the date the 2015 PSU awards were valued. The earned value percentage represents a payout of 162.5 percent, dividend accumulation of approximately 11 percent and stock price appreciation from the grant date to the December 31, 2017 valuation.

2016 and 2017 PSU Awards

The PSUP performance periods for the 2016 and 2017 grants will not end until December 31, 2018 and December 31, 2019, respectively. The figures in column (e) of the Summary Compensation Table of this proxy statement for the years 2016 and 2017 represent the aggregate grant date fair values for the PSUP performance grants, computed as described in footnote (3) to the Summary Compensation Table. There is no guarantee that such amounts will ultimately be earned by participants.

2018 Long-Term Incentive Program

Consistent with good governance practices, the Committee conducted an extensive review of the Long-Term Incentive Plan during 2017. As a result, beginning with long-term incentive awards granted January 1, 2018, each NEO's target award consists of a mix of PSUs and time-based restricted stock units ("RSUs"). Participants will receive 70% of the value of their award in the form of PSUs and 30% of the value of their award in the form of RSUs. PSUs and RSUs granted in 2018 will only vest if a participant remains employed with Ameren through the payment date for the awards, except that awards will vest on a pro rata basis in the event of a participant's earlier retirement or death. The payment date will occur in 2021 and must be no later than March 15, 2021. PSUs will vest between 0% and 200% of target stock units depending fully on Ameren's TSR relative to its peer group during the performance period. The updated plan design is aligned with market practice and creates more clarity for participants.

Additionally, at its February 2018 meeting, the Committee approved the grant of one-time RSU awards for Messrs. Lyons, Mark and Moehn to recognize their strong leadership skills that have delivered superior value to customers and shareholders, and to maintain strong business and leadership continuity in the execution of the Company's business strategy in the future. The awards were granted effective as of March 1, 2018 in the amount of \$1,025,999, \$784,526 and \$820,473 respectively, and will vest on February 28, 2021. These awards do not provide for accelerated vesting in connection with an executive's retirement.

EXECUTIVE COMPENSATION

Perquisites

We provide limited perquisites to provide competitive value and promote retention of the NEOs and others.

Retirement Benefits

The objective of retirement benefits is to provide post-employment security to our employees, and such benefits are designed to reward continued service. We choose to provide these benefits as an essential part of a total compensation package to remain competitive with those packages offered by other companies, particularly utilities.

There are several retirement benefit programs applicable to the NEOs, including:

- The Company's 401(k) savings and cash balance retirement plans;
- Supplemental Retirement Plans (together, the "SRP") that provide the NEOs a benefit equal to the difference between the benefit that would have been paid if IRC limitations were not in effect and the reduced benefit payable as a result of such IRC limitations; and
- a deferred compensation plan that provides the opportunity to defer part of base salary and all or a portion of non-equity incentive compensation, as well as earnings thereon. Beginning with plan years commencing on and after January 1, 2010, this includes deferrals of cash compensation above IRC limitations, together with Company matching credits on these deferrals.

A more detailed explanation of retirement benefits applicable to the NEOs is provided in this proxy statement under the captions "— PENSION BENEFITS" and "— NONQUALIFIED DEFERRED COMPENSATION" below.

Severance

All regular full-time employees (including Officers and NEOs) have participated in the Ameren Corporation Severance Plan for Ameren Employees, which provides severance based on years of service and weeks of pay in the event of a qualifying termination. Effective as of January 1, 2018, the Committee removed officers from the Ameren Corporation Severance Plan for Ameren Employees and approved the Ameren Corporation Severance Plan for Ameren Officers (the "Officer Severance Plan"). The primary purpose of the Officer Severance Plan is to facilitate mid-career hires and act as a retention tool during times of uncertainty. The Officer Severance Plan provides market-level pay and benefits to officers and NEOs in the event of an involuntary termination of employment without Cause, as defined in the Officer Severance Plan. The Officer Severance Plan provides for a lump sum payment that is generally equal to annual base salary plus target annual cash incentive award in effect at termination of employment, a pro-rated annual incentive payment based on actual plan performance, continuation of medical coverage for 12 months subsidized by the Company, and outplacement career transition services. Upon a change of control, officers who are eligible for severance pay and benefits under the Company's Second Amended and Restated Change of Control Severance Plan, as amended, would be entitled to the greater of the benefits available under that plan or the Officer Severance Plan, but would not receive benefits under both plans.

Change of Control

Ameren's Second Amended and Restated Change of Control Severance Plan, as amended, is designed to reward NEOs for remaining employed with us when their prospects for continued employment following a transaction may be uncertain. The objectives of this plan are to maintain a stable executive team during the process and to assist us in attracting highly qualified executives into the Company.

Change of Control protections provide severance pay and, in some situations, vesting or payment of long-term incentive awards, upon a Change of Control of the Company. The arrangements provide market-level payments in the event of an involuntary termination not for "Cause" or a voluntary termination for "Good Reason." Definitions of "Change of Control," "Cause" and "Good Reason," as well as more complete descriptions of Change of Control protections, are found below under the caption "— OTHER POTENTIAL POST-EMPLOYMENT PAYMENTS."

The applicable triggers are structured so that payment and vesting occur only upon the occurrence of both a change of control and a qualifying termination of employment.

We expect it would take more time for senior leaders to find new employment than for other employees, and therefore senior management, including the NEOs, generally are paid severance upon a termination for a longer period following a Change of Control. The Committee considered this as well as the factors described in the preceding paragraphs in structuring the cash payments described under "— OTHER POTENTIAL POST-EMPLOYMENT PAYMENTS — *Change of Control*" below, which an NEO would receive if terminated within two years following a Change of Control.

Common Stock Ownership Requirement

The Company has a stock ownership requirement for members of the Senior Leadership Team (which includes the NEOs) that fosters long-term Common Stock ownership and aligns the interests of the Senior Leadership Team and shareholders. The stock ownership requirement applicable to the Senior Leadership Team is included in the Company's Corporate Governance Guidelines. The requirement provides that each member of the Senior Leadership Team is required to own shares of Common Stock valued as a percentage of base salary as follows:

- President and Chief Executive Officer of the Company: 5 times base salary;
- Chief Financial Officer of the Company and each Company business segment President: 3 times base salary;
- Other Section 16 Officers: 2 times base salary; and
- All other members of the Senior Leadership Team: 1 times base salary.

If at any time a member of the Senior Leadership Team does not satisfy the applicable stock ownership requirement, such member of the Senior Leadership Team must retain at least 75 percent of the after-tax shares acquired upon the vesting and settlement of (i) the Senior Leadership Team member's awards that are then outstanding under the Company's equity compensation programs and (ii) any future awards granted to the Senior Leadership Team member under the Company's equity compensation programs, until the applicable stock ownership requirement is satisfied. All NEOs are in compliance with the increased stock ownership requirements, including taking into account any base salary increases for fiscal year 2017.

EXECUTIVE COMPENSATION***Anti-Pledging and Anti-Hedging Policy***

We maintain policies that prohibit executive officers and directors from engaging in pledges of Company securities or short sales, margin accounts and hedging or derivative transactions with respect to Company securities. In addition, our policies prohibit directors and employees of the Company and its subsidiaries from entering into any transaction which hedges (or offsets) any decrease in the value of Company equity securities as discussed under “SECURITY OWNERSHIP — SECURITY OWNERSHIP OF DIRECTORS AND MANAGEMENT” above.

Clawback

Awards granted under the 2006 Plan or the 2014 Plan, including EIP and PSU awards, are subject to a “clawback” in certain circumstances. If the Company is required to prepare an accounting restatement due to the material noncompliance of the Company, as a result of misconduct, with any financial reporting requirement under the securities laws, and if an award holder knowingly or with gross negligence engaged in or failed to prevent the misconduct, or if the award holder is one of the individuals subject to automatic forfeiture under Section 304 of the Sarbanes-Oxley Act of 2002, the award holder will be required to reimburse the Company the amount of any payment in settlement of an award earned or accrued during the 12-month period following the first public issuance or filing of the financial document embodying the financial reporting requirement.

In addition, beginning with the 2015 EIP awards and PSU awards granted in 2015, if the award holder engages in conduct or activity that is detrimental to the Company or violates the confidentiality or customer or employee non-solicitation provisions included in the award, generally, the award holder will be required to repay the award to the Company after receiving a demand from the Company for the repayment.

Timing of Compensation Decisions and Awards

The Board and the Committee establish meeting schedules annually, well in advance of each meeting, to ensure a thorough and thoughtful decision process. Incentive compensation awards are made at regularly scheduled meetings.

Following is a discussion of the timing of certain compensation decisions for 2017:

- the NEOs’ base salaries for 2017 were reviewed and a 2017 base salary increase for each of the NEOs was approved at the December 2016 Committee meeting, as discussed under “— *Base Salary*” above;
- 2017 EIP target opportunities (as a percentage of base salary) were established for the NEOs and the range of 2017 EIP EPS, co-worker to co-worker interactions and customer measures for 2017 was set at the December 2016 and February 2017 Committee meetings, respectively;
- 2017 PSU grants to the NEOs were approved at the December 2016 Committee meeting; and
- the final determination of the 2017 EIP and 2015 PSU payouts were made at the February 2018 Committee meeting.

Decisions relating to material elements of compensation are fully deliberated by the Committee at each Committee meeting and, when appropriate, over the course of several Committee meetings. This allows for any follow-up to questions from Committee members in advance of the final decision. The Committee makes long-term incentive grants at its December meeting of the year prior to the year the grants are made. The Committee expects to continue to establish base salaries at its December meeting each year with such base salaries to be effective in the following January.

Consideration of Company's 2017 "Say-on-Pay" Vote

The Committee considers the results of the shareholder non-binding advisory "say-on-pay" vote along with other factors in connection with discharging its responsibilities relating to the Company's executive compensation program, although no factor is assigned a quantitative weighting. As a result of the 2017 non-binding advisory "say-on-pay" vote, which saw a substantial majority (of approximately 95 percent) of the Company's shareholders who were entitled to vote and represented approve the compensation program described in the proxy statement in connection with our annual meeting held on April 27, 2017, the Committee continued to apply the same principles in determining the amounts and types of executive compensation for fiscal year 2017 (as fiscal year 2017 executive compensation-related decisions were primarily made by the Committee in December 2016 and February 2017, prior to the 2017 non-binding advisory vote, and fiscal year 2018 executive compensation related decisions were primarily made by the Committee in December 2017 and February 2018, subsequent to the 2017 non-binding advisory vote).

Through its shareholder outreach program, the Company has welcomed feedback from its shareholders with respect to its executive compensation program.

Other Considerations for Changes in Compensation Opportunities

Market Data, retention needs and general economic conditions have been the primary factors considered in decisions to increase or decrease compensation opportunities materially. Corporate and individual performance are the primary factors in determining the ultimate value of those compensation opportunities.

Role of Executive Officers

For 2017, the Chief Executive Officer, Mr. Baxter, with the assistance of the Senior Vice President, Corporate Communications and Chief Human Resources Officer of Ameren Services, Mark C. Lindgren, recommended to the Committee compensation amounts for the other NEOs. The Chief Executive Officer makes recommendations to the Committee with respect to the compensation of the NEOs (other than himself) and other senior executives. The Chief Executive Officer possesses insight regarding individual performance levels, degree of experience and future promotion potential. In all cases, the Chief Executive Officer's recommendations are presented to the Committee for review based on the Market Data provided by the Committee's independent consultant. The Committee independently determines each NEO's compensation, as discussed in this CD&A.

Neither the Chief Executive Officer nor any other NEO makes recommendations for setting his own compensation. The Chief Executive Officer's compensation is determined in Committee meetings during an executive session with only the Committee members and the Committee's independent consultant present.

The Chief Executive Officer, the other NEOs and our other senior executives play a role in the early stages of design and evaluation of our compensation programs and policies. Because of their extensive familiarity with our business and corporate culture, these executives are in the best position to suggest programs and policies to the Committee and the independent consultant that will engage employees and provide effective incentives to produce outstanding financial and operating results for the Company and our shareholders.

Other Compensation Matters

We do not have any written or unwritten employment agreements with any of our NEOs. Each NEO is an employee at the will of the Company and/or its subsidiaries, as specified below.

EXECUTIVE COMPENSATION
COMPENSATION TABLES AND NARRATIVE DISCLOSURES

The following table sets forth compensation information for our NEOs for services rendered in all capacities to the Company and its subsidiaries in fiscal years 2017, 2016 and 2015. You should refer to the section entitled “COMPENSATION DISCUSSION AND ANALYSIS” above for an explanation of the elements used in setting the compensation for our NEOs.

2017 SUMMARY COMPENSATION TABLE

Name and Principal Position (1) (a)	Year (b)	Salary (2) (\$) (c)	Bonus (2) (\$) (d)	Stock Awards (3) (\$) (e)	Option Awards (4) (\$) (f)	Non-Equity Incentive Plan Compensation (2)(5) (\$) (g)	Change in Pension Value and Nonqualified Def. Comp. Earnings (6) (\$) (h)	All Other Compensation (2)(7) (\$) (i)	Total (\$) (j)
Warner L. Baxter Chairman, President and Chief Executive Officer, Ameren	2017	1,075,000	—	4,474,803	—	1,775,000	629,030	126,957	8,080,790
	2016	1,040,000	—	3,732,030	—	1,213,000	538,752	114,874	6,638,656
	2015	1,000,000	—	4,152,719	—	1,065,500	170,664	104,823	6,493,706
Martin J. Lyons, Jr. Executive Vice President and Chief Financial Officer, Ameren	2017	662,000	—	1,492,607	—	840,962	353,722	60,416	3,409,707
	2016	640,000	—	1,279,549	—	539,500	292,887	68,069	2,820,005
	2015	612,000	—	1,343,364	—	477,710	51,918	50,881	2,535,873
Richard J. Mark Chairman and President, Ameren Illinois	2017	507,000	—	996,609	—	558,185	222,643	53,956	2,338,393
	2016	490,000	—	854,048	—	409,000	199,821	48,943	2,001,812
	2015	470,000	—	920,112	—	348,230	83,777	44,981	1,867,100
Michael L. Moehn Chairman and President, Ameren Missouri	2017	530,000	—	1,103,097	—	610,030	268,679	44,134	2,555,940
	2016	512,000	—	944,912	—	367,000	225,211	54,152	2,103,275
	2015	500,000	—	978,862	—	354,350	52,991	52,281	1,938,484
Gregory L. Nelson Senior Vice President, General Counsel and Secretary, Ameren	2017	491,000	—	908,343	—	491,427	256,027	33,501	2,180,298
	2016	479,000	—	785,779	—	333,000	231,044	31,180	1,860,003
	2015	467,500	—	887,485	—	301,210	55,209	37,443	1,748,847

- (1) Includes compensation received as an officer of Ameren and its subsidiaries, except that Mr. Baxter served as an officer of Ameren only and not of its subsidiaries.
- (2) Cash compensation received by each NEO for fiscal years 2017, 2016 and 2015 is found in the Salary or Non-Equity Incentive Plan Compensation column of this table. The amounts that would generally be considered “bonus” awards are found under Non-Equity Incentive Plan Compensation in column (g).
- (3) The amounts in column (e) represent the aggregate grant date fair value computed in accordance with authoritative accounting guidance of PSU awards under our 2014 Plan, without regard to estimated forfeitures related to service-based vesting conditions. For the 2017 PSU grants, the calculations reflect an accounting value of 112.8 percent of the target value; for 2016 grants, 102.1 percent of the target value; and for 2015 grants, 114.6 percent of the target value. Assumptions used in the calculation of the amounts in column (e) are described in Note 11 to our audited financial statements for the fiscal year ended December 31, 2017 included in our 2017 Form 10-K. The maximum value of the 2017 PSU awards, excluding dividends, is as follows: Mr. Baxter — \$8,923,889; Mr. Lyons — \$2,976,635; Mr. Mark — \$1,987,491; Mr. Moehn — \$2,199,855 and Mr. Nelson — \$1,811,465. Valuations are based on \$58.99 per share, the most recent closing price of Ameren Common Stock on the NYSE as of December 31, 2017.
- The amounts reported for PSU award grants in column (e) do not reflect actual compensation realized by the NEOs and are not a guarantee of the amount that the NEO will actually receive from the grant of the PSU awards. The actual compensation realized by the NEOs will be based upon the share price of Ameren's Common Stock at payout. The PSUP performance periods for the 2016 and 2017 grants will not end until December 31, 2018 and December 31, 2019, respectively, and, as such, the actual value, if any, of the PSU awards will generally depend on the Company's achievement of certain market performance measures during these periods. For information regarding the terms of the awards, the description of vesting conditions, and the criteria for determining the amounts payable, including 2015 PSU awards granted for each NEO, see “— COMPENSATION DISCUSSION AND ANALYSIS.”
- (4) None of the NEOs received any option awards in 2017, 2016 or 2015.
- (5) Represents payouts for performance under the applicable year's EIP. See “— COMPENSATION DISCUSSION AND ANALYSIS” for a discussion of how amounts were determined for 2017.

- (6) Amounts shown in column (h) are the sum of (1) the increase in the actuarial present value of each NEO's accumulated benefit under all defined benefit and actuarial pension plans (including the SRP) from December 31 of the prior fiscal year to December 31 of the applicable fiscal year and (2) the above-market portion of interest determined in accordance with SEC disclosure rules as the difference between the interest credited at the rate in the Company's deferred compensation plan and interest that would be credited at 120 percent of the AFR published by the Internal Revenue Service ("IRS") and calculated as of January 1, 2017, for the year ended December 31, 2017, as of January 1, 2016, for the year ended December 31, 2016 and as of January 1, 2015 for the year ended December 31, 2015. The table below shows the allocation of these amounts for each NEO. For 2017, the applicable interest rate for the deferred compensation plan was 5.49 percent for amounts deferred prior to January 1, 2010 and 2.72 percent for amounts deferred on or after January 1, 2010. The above-market earnings are calculated using those applicable interest rates minus 120 percent of the AFR of 3.31 percent published by the IRS and calculated as of January 2017. For 2016, the applicable interest rate for the deferred compensation plan was 5.81 percent for amounts deferred prior to January 1, 2010 and 3.13 percent for amounts deferred on or after January 1, 2010. The above-market earnings are calculated using those applicable interest rates minus 120 percent of the AFR of 3.18 percent published by the IRS and calculated as of January 2016. For 2015, the applicable interest rate for the deferred compensation plan was 6.35 percent for amounts deferred prior to January 1, 2010 and 3.29 percent for amounts deferred on or after January 1, 2010. The above-market earnings are calculated using those applicable interest rates minus 120 percent of the AFR of 3.21 percent published by the IRS and calculated as of January 2015.

Name	Year	Pension Plan Increase (\$)	Deferred Compensation Plan Above-Market Interest (\$)
Baxter	2017	598,542	30,488
	2016	503,989	34,763
	2015	131,637	39,027
Lyons	2017	353,722	—
	2016	292,887	—
	2015	51,918	—
Mark	2017	208,323	14,320
	2016	183,493	16,328
	2015	65,446	18,331
Moehn	2017	260,878	7,801
	2016	216,316	8,895
	2015	43,005	9,986
Nelson	2017	248,254	7,773
	2016	222,181	8,863
	2015	45,259	9,950

For assumptions and methodology regarding the determination of pension values, please refer to the footnotes under the Pension Benefits Table.

- (7) The amounts in column (i) reflect matching contributions allocated by the Company to each NEO pursuant to the Company's 401(k) savings plan, which is available to all salaried employees, and the cost of insurance premiums paid by the Company with respect to term life insurance, which amount each NEO is responsible for paying income tax. In 2017, the Company's 401(k) matching contributions, including the 401(k) Restoration Benefit as described in "—NONQUALIFIED DEFERRED COMPENSATION — Executive Deferred Compensation Plan Participation" below, for each of the NEOs were as follows: Mr. Baxter — \$102,960; Mr. Lyons — \$54,068; Mr. Mark — \$41,220; Mr. Moehn — \$40,365; Mr. Nelson — \$23,230. In 2017, the Company's cost of insurance premiums for the NEOs were as follows: Mr. Baxter — \$10,722; Mr. Lyons — \$6,348; Mr. Mark — \$12,736; Mr. Moehn — \$3,769; Mr. Nelson — \$10,271. In 2017, the amount in column (i) for Mr. Baxter also includes the costs for tax and financial planning services — \$10,000; charitable contribution matching grants — \$1,500; and ticket and related event expenses — \$1,775.

EXECUTIVE COMPENSATION

The following table provides additional information with respect to stock-based awards granted in 2017, the value of which was provided in the Stock Awards column of the Summary Compensation Table with respect to 2017 grants, and the potential range of payouts associated with the 2017 EIP.

GRANTS OF PLAN-BASED AWARDS TABLE

Name (a)	Grant Date (1) (b)	Committee Approval Date (1) (c)	Estimated Future Payouts Under Non-Equity Incentive Plan Awards (2)			Estimated Future Payouts Under Equity Incentive Plan Awards (3)			All Other Stock Awards: Number of Shares of Stock or Units (#) (i)	All Other Option Awards: Number of Securities Underlying Options (4) (#) (j)	Exercise or Base Price of Option Awards (4) (\$/Sh) (k)	Grant Date Fair Value of Stock and Option Awards (5) (\$) (l)
			Threshold (\$) (c)	Target (\$) (d)	Maximum (\$) (e)	Threshold (\$) (f)	Target (\$) (g)	Maximum (\$) (h)				
Baxter	1/1/17	12/8/16	537,500	1,075,000	2,150,000	—	—	—	—	—	—	—
Lyons	1/1/17	12/8/16	248,250	496,500	993,000	22,692	75,639	151,278	—	—	—	4,474,803
Mark	1/1/17	12/8/16	164,775	329,550	659,100	7,569	25,230	50,460	—	—	—	1,492,607
Moehn	1/1/17	12/8/16	172,250	344,500	689,000	5,054	16,846	33,692	—	—	—	996,609
Nelson	1/1/17	12/8/16	159,575	319,150	638,300	5,594	18,646	37,292	—	—	—	1,103,097
	1/1/17	12/8/16				4,606	15,354	30,708	—	—	—	908,343

- (1) The 2017 PSU target awards were approved by the Committee on December 8, 2016 and, in accordance with authoritative accounting guidance, granted on January 1, 2017. See “— COMPENSATION DISCUSSION AND ANALYSIS” for a discussion of the timing of various pay decisions.
- (2) The amounts shown in column (c) reflect the threshold payment level under the 2017 EIP which is 50 percent of the target amount shown in column (d). The amount shown in column (e) is 200 percent of such target amount. See “— COMPENSATION DISCUSSION AND ANALYSIS” for information regarding the performance-based conditions.
- (3) For each NEO, the amounts shown (denominated in shares of Common Stock) in column (f) reflect the threshold 2017 PSU award grant which is 30 percent of the target amount shown in column (g). The amount shown in column (h) is 200 percent of such target amount. See “— COMPENSATION DISCUSSION AND ANALYSIS” for information regarding the terms of the awards, the description of performance-based vesting conditions and the criteria for determining the amounts payable.
- (4) None of the NEOs received any option awards in 2017.
- (5) For each NEO, the amount represents the grant date fair value of the 2017 PSU awards determined in accordance with authoritative accounting guidance (including FASB ASC Topic 718), excluding the effect of estimated forfeitures. Assumptions used in the calculation of these amounts are referenced in footnote 3 to the Summary Compensation Table. There is no guarantee that, if and when the 2017 PSU awards vest, they will have this value.

NARRATIVE DISCLOSURE TO SUMMARY COMPENSATION TABLE AND GRANTS OF PLAN-BASED AWARDS TABLE

See “— COMPENSATION DISCUSSION AND ANALYSIS” for further information relating to each NEO regarding the terms of awards reported in the Summary Compensation Table and the Grants of Plan-Based Awards Table and for discussions regarding officer stock ownership requirements, dividends paid on equity awards and allocations between short-term and long-term compensation.

The following table provides information regarding the outstanding equity awards held by each of the NEOs as of December 31, 2017.

OUTSTANDING EQUITY AWARDS AT FISCAL YEAR-END TABLE

Name (a)	Option Awards (1)					Stock Awards			
	Number of Securities Underlying Unexercised Options Exercisable (#) (b)	Number of Securities Underlying Unexercised Options Unexercisable (#) (c)	Equity Incentive Plan Awards: Number of Securities Underlying Unexercised Unearned Options (#) (d)	Option Exercise Price (\$) (e)	Option Expiration Date (f)	Number of Shares or Units of Stock That Have Not Vested (2) (#) (g)	Market Value of Shares or Units of Stock That Have Not Vested (3) (\$) (h)	Equity Incentive Plan Awards: Number of Shares, Units, or Other Rights That Have Not Vested (4) (#) (i)	Equity Incentive Plan Awards: Market or Payout Value of Unearned Shares, Units, or Other Rights That Have Not Vested (5) (\$) (j)
Baxter	—	—	—	—	—	141,632	8,354,872	336,422	19,845,534
Lyons	—	—	—	—	—	45,816	2,702,686	113,894	6,718,607
Mark	—	—	—	—	—	31,381	1,851,165	76,032	4,485,128
Moehn	—	—	—	—	—	33,385	1,969,381	84,137	4,963,242
Nelson	—	—	—	—	—	30,268	1,785,509	69,654	4,108,889

- (1) None of the NEOs hold any options to purchase shares of Common Stock.
- (2) For each NEO, the amount shown represents the 2015 PSU award grant at the 162.5 percent performance level. The 2015 PSU awards for such NEOs vested as of February 28, 2018. See “COMPENSATION DISCUSSION AND ANALYSIS — Long-Term Incentive Compensation” for a discussion of the PSU program.
- (3) Valuations are based on \$58.99 per share, the most recent closing price of Ameren Common Stock on the NYSE as of December 31, 2017. See “COMPENSATION DISCUSSION AND ANALYSIS — Long-Term Incentive Compensation, Performance Share Unit Program (“PSUP”), 2015 PSU Awards Vesting” for a discussion of the amounts actually paid with respect to the 2015 PSU awards.
- (4) For each NEO, the amount shown represents 2016 and 2017 PSU award grants assuming achievement of the maximum performance goals. The 2016 and 2017 PSU awards will vest, subject to Ameren achieving the required performance threshold and continued employment of the NEO, as of February 28, 2019 and February 29, 2020, respectively. See “COMPENSATION DISCUSSION AND ANALYSIS — Long-Term Incentive Compensation, Performance Share Unit Program (“PSUP”).” There is no guarantee that such amounts will ultimately be earned by participants.
- (5) The dollar value of the 2016 and 2017 PSU awards assumes achievement of the maximum performance goals for such awards. Valuations are based on \$58.99 per share, the most recent closing price of Ameren Common Stock on the NYSE as of December 31, 2017. There is no guarantee that such amounts will ultimately be earned by participants.

The following table provides the amounts received upon exercise of options or similar instruments or the vesting of stock or similar instruments during the most recent fiscal year.

OPTION EXERCISES AND STOCK VESTED TABLE

Name (a)	Option Awards (1)		Stock Awards (2)	
	Number of Shares Acquired on Exercise (#) (b)	Value Realized on Exercise (\$) (c)	Number of Shares Acquired on Vesting (#) (d)	Value Realized on Vesting (\$) (e)
Baxter	—	—	0	0
Lyons	—	—	0	0
Mark	—	—	0	0
Moehn	—	—	0	0
Nelson	—	—	0	0

- (1) None of the NEOs hold any options to purchase shares of Common Stock.
- (2) For each of the NEOs, there were no vestings during the most recent fiscal year. See “COMPENSATION DISCUSSION AND ANALYSIS — Long-Term Incentive Compensation” for a discussion of amounts paid with respect to the 2015 PSU awards for the performance period ended December 31, 2017, which vested on February 28, 2018.

EXECUTIVE COMPENSATION
PENSION BENEFITS

The table below provides the actuarial present value of the NEO's accumulated benefits under the Company's retirement plans and the number of years of service credited to each NEO under these plans.

PENSION BENEFITS TABLE

Name (a)	Plan Name (b)	Number of Years Credited Service (1) (#) (c)	Present Value of Accumulated Benefit (2)(3) (\$) (d)	Payments During Last Fiscal Year (4) (\$) (e)
Baxter	1) Retirement Plan	22	653,704	—
	2) SRP	22	2,340,826	—
Lyons	1) Retirement Plan	16	578,569	—
	2) SRP	16	1,128,330	—
Mark	1) Retirement Plan	15	606,793	—
	2) SRP	15	752,558	—
Moehn	1) Retirement Plan	17	575,072	—
	2) SRP	17	636,432	—
Nelson	1) Retirement Plan	22	905,026	—
	2) SRP	22	906,585	—

- (1) Years of credited service are not used for purposes of calculating the NEOs' balances under these plans.
- (2) Represents the actuarial present value of the accumulated benefits relating to the NEOs under the Retirement Plan (defined below) and the SRP as of December 31, 2017. See Note 10 to our audited consolidated financial statements for the year ended December 31, 2017 included in our 2017 Form 10-K for an explanation of the valuation method and all material assumptions applied in quantifying the present value of the accumulated benefit. The calculations were based on retirement at the plan normal retirement age of 65, included no pre-retirement decrements in determining the present value, used a 60 percent lump sum / 40 percent annuity payment form assumption, and used the plan valuation mortality assumptions after age 65 (RP-2017 mortality projected generationally by Scale MP-2017). Cash balance accounts were projected to age 65 using the 2017 plan interest crediting rate of 5 percent.
- (3) The following table provides the Cash Balance Account Lump Sum Value for accumulated benefits relating to the NEOs under the cash balance account under the Retirement Plan and the SRP at December 31, 2017 as an alternative to the presentation of the actuarial present value of the accumulated benefits relating to the NEOs under the Retirement Plan and the SRP as of December 31, 2017.

Name	Plan Name	Cash Balance Account Lump Sum Value (\$)
Baxter	1) Retirement Plan	482,236
	2) SRP	1,726,823
Lyons	1) Retirement Plan	391,334
	2) SRP	763,183
Mark	1) Retirement Plan	493,155
	2) SRP	611,622
Moehn	1) Retirement Plan	374,989
	2) SRP	415,001
Nelson	1) Retirement Plan	710,996
	2) SRP	712,220

- (4) All NEOs are active and were not eligible for payments prior to December 31, 2017.

Ameren Retirement Plan

Retirement benefits for the NEOs fall under the Benefits for Salaried Employees (the "Cash Balance Account"). Most salaried employees of Ameren and its subsidiaries, including the NEOs, earn benefits in the Cash Balance Account under the Ameren Retirement Plan (the "Retirement Plan") immediately upon employment. Benefits become vested after three years of service.

On an annual basis, a bookkeeping account in a participant's name is credited with an amount equal to a percentage of the participant's pensionable earnings for the year. Pensionable earnings include base salary and annual EIP compensation, which are equivalent to amounts shown in columns (c) and (g) in the Summary Compensation Table. The applicable percentage is based on the participant's age as of December 31 of that year.

Participant's Age on December 31	Regular Credit for Pensionable Earnings*
Less than 30	3%
30 to 34	4%
35 to 39	4%
40 to 44	5%
45 to 49	6%
50 to 54	7%
55 and over	8%

* An additional regular credit of three percent is received for pensionable earnings above the Social Security wage base.

These accounts also receive interest credits based on the average yield for one-year U.S. Treasury constant maturity for the previous October, plus one percent. The minimum interest credit is five percent.

Effective January 1, 2001, an enhancement account was added that provides a \$500 additional credit at the end of each year.

The normal retirement age under the Cash Balance Account structure and the SRP is 65. Neither the Cash Balance Account structure nor the SRP contains provisions for crediting extra years of service or for early retirement. When a participant terminates employment (including as a result of retirement), the amount credited to the participant's account is converted to an annuity or paid to the participant in a lump sum. The participant can also choose to defer distribution, in which case the account balance is credited with interest at the applicable rate until the future date of distribution.

Ameren Supplemental Retirement Plan

In certain cases, pension benefits under the Retirement Plan are reduced to comply with maximum limitations imposed by the IRC. The SRP is maintained by Ameren to provide for a supplemental benefit equal to the difference between the benefit that would have been paid if such IRC limitations were not in effect and the reduced benefit payable as a result of such IRC limitations. Any NEO whose pension benefits under the Retirement Plan would exceed IRC limitations is eligible to participate in the SRP. The SRP is unfunded and is not a qualified plan under the IRC.

There is no offset under either the Retirement Plan or the SRP for Social Security benefits or other offset amounts.

EXECUTIVE COMPENSATION
NONQUALIFIED DEFERRED COMPENSATION

The following table discloses contributions, earnings and balances under the nonqualified deferred compensation plan for each NEO.

NONQUALIFIED DEFERRED COMPENSATION TABLE

Name (a)	Executive Contributions in 2017 (1) (\$) (b)	Company Contributions in 2017 (2) (\$) (c)	Aggregate Earnings in 2017 (3) (\$) (d)	Aggregate Withdrawals/ Distributions (\$) (e)	Aggregate Balance at 12/31/17 (4) (\$) (f)
Baxter	121,080	90,810	308,317	—	2,977,338
Lyons	55,890	41,918	112,373	—	810,515
Mark	163,321	29,070	120,013	—	2,000,400
Moehn	77,484	28,215	110,777	—	1,083,523
Nelson	11,080	11,080	38,195	—	600,126

- (1) A portion of these amounts is also included in amounts reported for 2017 as “Salary” in column (c) of the Summary Compensation Table. These amounts also include a portion of amounts reported as “Non-Equity Incentive Plan Compensation” in our 2017 proxy statement representing compensation paid in 2017 for performance during 2016.
- (2) All of the Company matching contributions reported for each NEO are included in the amounts reported in column (i) of the Summary Compensation Table.
- (3) The dollar amount of aggregate interest earnings accrued during 2017. The above-market interest component of these amounts earned on deferrals made prior to January 1, 2010 with respect to plan years beginning on or prior to January 1, 2010 and for deferrals made prior to January 1, 2010 with respect to plan years beginning on or after January 1, 2011 is included in amounts reported in column (h) of the Summary Compensation Table. See footnote (6) to the Summary Compensation Table for the amounts of above-market interest. There are no above-market or preferential earnings on compensation deferred with respect to plan years beginning on or after January 1, 2010 for deferrals made on and after January 1, 2010.
- (4) The dollar amount of the total balance of the NEO's account as of December 31, 2017 consists of the following elements:

Name	Executive Contributions (\$)	Company Matching Contributions (\$)	Interest Earnings (\$)	Total (\$)	Amount Previously Reported as Compensation in Prior Years (1) (\$)
Baxter	1,279,514	427,325	1,270,499	2,977,338	1,692,635
Lyons	343,176	257,382	209,957	810,515	502,750
Mark	1,240,700	147,540	612,160	2,000,400	816,711
Moehn	544,010	145,158	394,355	1,083,523	289,541
Nelson	228,947	84,363	286,816	600,126	196,330

- (1) Represents amounts previously reported as compensation to the NEO in the Summary Compensation Table of Ameren or its subsidiaries in previous years.

Executive Deferred Compensation Plan Participation

Pursuant to an optional deferred compensation plan available to members of the Company's management, NEOs may annually choose to defer up to 50 percent (in one percent increments) of their salary and up to 100 percent (in one percent increments or amounts in excess of a threshold) of cash incentive awards. There are no minimum dollar thresholds for deferrals. At the request of a participant, the Company may, in its discretion, waive the 50 percent limitation.

The Ameren Deferred Compensation Plan, as amended and restated, effective January 1, 2010 (the “Ameren Deferred Compensation Plan”), changed the interest crediting rates for deferrals made with respect to plan years commencing on and after January 1, 2010 and added a 401(k) restoration benefit for eligible officers of Ameren whose total salary and short-term incentive award exceeds the limit on compensation in effect under the IRC. In October 2010, the Company adopted an amendment to the Ameren Deferred Compensation Plan for plan years beginning on and after January 1, 2011 to, among other things, change the measurement period for the applicable interest rates to amounts deferred under such plan prior to January 1,

2010 and clarify that matching contributions made under the plan are based upon all of a participant's deferrals under the plan during a plan year. Pursuant to the Ameren Deferred Compensation Plan, amounts deferred (and interest attributable thereto), other than the 401(k) Restoration Benefit (as defined below), accrue interest at the rate to be applied to the participant's account balance depending on (1) the plan year for which the rate is being calculated and (2) the year in which the deferral was made, as follows:

Calculation for Plan Year	Deferral Date	Rate
Plan Years beginning on or prior to January 1, 2010	Deferrals prior to January 1, 2010	150 percent of the average of the monthly Mergent's Seasoned AAA Corporate Bond Yield Index rate (the "Officers Deferred Plan Index Rate") for the calendar year immediately preceding such plan year — for 2017 such interest crediting rate was 5.49 percent
Plan Years beginning on or after January 1, 2010	Deferrals on and after January 1, 2010	120 percent of the AFR for the December immediately preceding such plan year (the "Officers Deferred Plan Interest Rate") — for 2017 such interest crediting rate was 2.72 percent

Under the Ameren Deferred Compensation Plan, upon a participant's termination of employment with the Company and/or its subsidiaries prior to age 55 and after the occurrence of a Change of Control (as defined under "— OTHER POTENTIAL POST-EMPLOYMENT PAYMENTS — *Change of Control*" below) the balance in such participant's deferral account, with interest as described in the table above, shall be distributed in a lump sum within 30 days after the date the participant terminates employment.

The 401(k) Restoration Benefit allows eligible officers of Ameren, including the NEOs, to also defer a percentage of salary and/or EIP awards in excess of the limit on compensation then in effect under the IRC (currently \$270,000), in one percent increments, up to a maximum of six percent of total salary and EIP awards (a "401(k) Restoration Deferral," together with Ameren's 401(k) matching credit described below, the "401(k) Restoration Benefit"). Under the Ameren Deferred Compensation Plan, Ameren credits each participating officer's deferral account with a matching credit equal to 100 percent of the first three percent of salary and EIP awards and 50 percent of the remaining salary and EIP awards deferred by the participant, including a 401(k) Restoration Deferral. In general, eligible participants, including the NEOs, may direct the deemed investment of the 401(k) Restoration Benefit in accordance with the investment options that are generally available under Ameren's 401(k) savings investment plan, except for the Ameren stock fund.

EXECUTIVE COMPENSATION

As a result of the changes described in this section, no preferential or above-market earnings are paid pursuant to the Ameren Deferred Compensation Plan with respect to plan years beginning on or after January 1, 2010 for deferrals made on and after January 1, 2010. The investment returns for the funds available to NEOs under the Ameren Deferred Compensation Plan in 2017 were as follows:

Name of Fund	Percentage Rate of Return (%)
Target 2020 Fund	11.71
Target 2025 Fund	13.88
Target 2030 Fund	15.79
Target 2035 Fund	17.64
Target 2040 Fund	19.39
Target 2045 Fund	20.45
Target 2050 Fund	20.83
Target 2055 Fund	20.78
Target 2060 Fund	20.74
Target Retirement Fund	10.19
Large Cap Equity Index	21.88
Large Cap Equity	27.29
Small/Mid Cap Equity Index	16.83
Small/Mid Cap Equity	22.45
International Equity Index	28.23
International Equity	31.16
Bond Fund	4.23
Bond Index Fund	3.64
TIPS Bond Index Fund	3.20
Stable Interest Income	1.63

After the participant retires, the deferred amounts (and interest attributable thereto), other than the 401(k) Restoration Benefit, accrue interest as follows:

Calculation for Plan Year	Deferral Date	Rate
Plan Years beginning on or prior to January 1, 2010	Deferrals prior to January 1, 2010	Average monthly Mergent's Seasoned AAA Corporate Bond Yield Index rate (the "Officers Deferred Plan Base Index Rate") for the calendar year immediately preceding such plan year — for 2017 such interest crediting rate was 3.66 percent
Plan Years beginning on or after January 1, 2010	Deferrals on and after January 1, 2010	Officers Deferred Plan Interest Rate — for 2017 such interest crediting rate was 2.72 percent

The plan compounds interest annually and the rate is calculated as of the first day of the plan year.

Distributions from the Ameren Deferred Compensation Plan will be paid in cash. A participant may choose to receive the deferred amounts at retirement in a single lump sum payment or in substantially equal

installments over a period of 5, 10 or 15 years. In the event a participant terminates employment with the Company and its subsidiaries prior to age 55, the balance in such participant's deferral account is distributable in a lump sum to the participant within 30 days of the date the participant terminates employment.

Participants are 100 percent vested at all times in the value of their contributions, investment earnings and any Company 401(k) matching credits. A participant's benefit will be comprised of separate bookkeeping accounts evidencing his or her interest in each of the investment funds in which contributions and applicable matching contributions have been deemed invested. While no actual contributions are made to the funds, earnings or losses are calculated using the valuation methodology employed by the record keeper for each of the corresponding funds. Participants may generally transfer investments among various investment alternatives on a daily basis, subject to the provisions of the Ameren Deferred Compensation Plan.

OTHER POTENTIAL POST-EMPLOYMENT PAYMENTS

Employment Agreements

The Company has no employment agreements with the NEOs.

General Severance Plan

Ameren maintains the Ameren Corporation Severance Plan for Ameren Employees, which provides for severance based on years of service and weeks of pay for all regular full-time employees on the active payroll. Through December 31, 2017, the NEOs were covered under this plan in the event of a qualifying termination (defined under the plan) and are eligible for severance on the same basis as other regular full-time employees. Effective January 1, 2018, the NEOs are covered under the Ameren Corporation Severance Plan for Ameren Officers, as described above under “— EXECUTIVE COMPENSATION — COMPENSATION DISCUSSION AND ANALYSIS — *Severance* .”

Change of Control

Change of Control Severance Plan . Severance and PSUP provisions pursuant to a Change of Control (as defined below) were redesigned or designed by the Committee in 2006 and subsequent changes to the Change of Control Plan have been made in response to various changes in tax laws. In 2008, Ameren's Board of Directors adopted a Second Amended and Restated Change of Control Severance Plan, as amended (the “Change of Control Plan”). Other Ameren plans also carry change of control provisions. The Change of Control Plan was amended in 2009 to eliminate reimbursement and gross-up payments in connection with any excise taxes that may be imposed on benefits received by any officers who first become designated as entitled to receive benefits under the Change of Control Plan on or after October 1, 2009.

Under the Change of Control Plan, designated officers of Ameren and its subsidiaries, including the NEOs, are entitled to receive severance benefits if their employment is terminated without Cause (as defined below) or by the NEO for Good Reason (as defined below) within two years after a Change of Control.

Definitions of Change of Control, Cause and Good Reason

A change of control (“Change of Control”) occurs under the Change of Control Plan, in general, upon:

- (i) the acquisition of 20 percent or more of the outstanding Common Stock of Ameren or of the combined voting power of the outstanding voting securities of Ameren;
- (ii) a majority change in composition of the board of directors;
- (iii) a reorganization, merger or consolidation, sale or other disposition of all or substantially all of the assets of Ameren, unless current shareholders continue to own 60 percent or more of the surviving entity immediately following the transaction; or
- (iv) approval by Ameren shareholders of a complete liquidation or dissolution of Ameren.

“Cause” is defined as follows:

- (i) the participant's willful failure to substantially perform his or her duties with Ameren (other than any such failure resulting from the participant's disability), after notice and opportunity to remedy;

EXECUTIVE COMPENSATION

- (ii) gross negligence in the performance of the participant's duties which results in material financial harm to Ameren;
- (iii) the participant's conviction of, or plea of guilty or nolo contendere to, any felony or any other crime involving the personal enrichment of the participant at the expense of Ameren or shareholders of Ameren; or
- (iv) the participant's willful engagement in conduct that is demonstrably and materially injurious to Ameren, monetarily or otherwise.

"Good Reason" is defined as follows:

- (i) a net reduction of the participant's authorities, duties or responsibilities as an executive and/or officer of Ameren;
- (ii) required relocation of more than 50 miles;
- (iii) any material reduction of the participant's base salary or target bonus opportunity;
- (iv) reduction in grant-date value of long-term incentive opportunity;
- (v) failure to provide the same aggregate value of employee benefit or retirement plans in effect prior to a Change of Control;
- (vi) failure of a successor to assume the Change of Control Plan agreements; or
- (vii) a material breach of the Change of Control Plan which is not remedied by the Company within ten business days of receipt of written notice of such breach.

If an NEO's employment is terminated without Cause or by the NEO for Good Reason within two years after a Change of Control, the NEO will receive a cash lump sum equal to the following:

- (i) unpaid salary and vacation pay through the date of termination;
- (ii) pro rata EIP compensation for the year of termination;
- (iii) three years' worth of each of base salary and target EIP compensation;
- (iv) three years' worth of additional pension credit; and
- (v) solely with respect to officers who first became designated as entitled to receive benefits under the Change of Control Plan before October 1, 2009, reimbursement and gross-up for any excise tax imposed on benefits received by the NEO from Ameren, assuming such payments (as defined by the IRS) are at least 110 percent of the imposed cap under the IRC.

In addition to the cash lump sum payment, any such NEO shall (i) continue to be eligible for health and welfare benefits during the three-year severance period, provided that if the NEO becomes reemployed with another employer and is eligible to receive such health and welfare benefits under such other employer's plan, the Company's health and welfare benefits will be secondary to those provided under such other plan during the severance period and (ii) receive, as incurred, up to \$30,000 for the cost of outplacement services (not available for a Good Reason termination).

Following are details of how the above items are calculated.

- *Retirement Plan Benefit Assumptions*. Amount equal to the difference between (a) the account balance under the Retirement Plan and SRP which the participant would receive if his or her employment continued during the three-year period upon which severance is received (assuming the participant's compensation during such period would have been equal to his or her compensation as in effect immediately prior to termination) and (b) the actual account balance (paid or payable) under such plans as of the date of termination.
- *Health and Welfare Benefit Payment Assumptions*. Continued coverage for the NEO's family with medical, dental, life insurance and executive life insurance benefits as if employment had not been

terminated during the three-year period upon which severance is received. The calculation and the corresponding amounts set forth in the Estimated Potential Post-Employment Payments tables below assume full cost of benefits over the three-year period. In addition, the NEO's family receives additional retiree medical benefits (if applicable) as if employment had not been terminated during the three-year period upon which severance is received. Retiree medical benefits are payable only in their normal form as monthly premium payments until the NEO reaches the age of 65, at which time the NEO, or applicable beneficiary, receives an annual stipend to apply towards eligible healthcare premiums and costs. The actuarial present value of the additional retiree medical benefits is included, calculated based on retirement at the end of the three-year severance period, a graded discount rate assumption of 1.82 percent for payment duration of three years or less, 2.54 percent for payment duration of over three but not more than nine years and 3.16 percent for payment duration over nine years, and post-retirement mortality (but not pre-retirement mortality) according to the RP-2017 (generational) table.

Ability to Amend or Terminate Change of Control Plan

The Board may amend or terminate the Change of Control Plan at any time, including designating any other event as a Change of Control, provided that the Change of Control Plan may not be amended or terminated (i) following a Change of Control, (ii) at the request of a third party who has taken steps reasonably calculated to effect a Change of Control or (iii) otherwise in connection with or in anticipation of a Change of Control in any manner that could adversely affect the rights of any officer covered by the Change of Control Plan.

EXECUTIVE COMPENSATION
Change of Control Provisions Relating to PSU Awards

Below is a summary of protections provided upon a Change of Control with respect to the PSU awards under the 2014 Plan. In brief, the goal of these protections is to avoid acceleration of PSU vesting and payment in situations where a Change of Control occurs but the Company continues to exist and the NEO retains his or her position. In the table below, the term “qualifying termination” means the participant (i) has an involuntary termination without Cause, (ii) for Change of Control Severance Plan participants, has a voluntary termination of employment for Good Reason (as defined in the Change of Control Severance Plan) or (iii) has an involuntary termination that qualifies for severance under the Ameren Corporation Severance Plan for Ameren Employees (as in effect immediately prior to the Change of Control). Other definitions of capitalized terms may be found in the 2014 Plan or applicable award agreement.

Change of Control Event	Termination Event	Unvested PSU Awards
Change of Control which occurs on or before the end of the applicable performance period after which the Company continues in existence and remains a publicly traded company on the NYSE or NASDAQ	No qualifying termination	Payable upon the earliest to occur of the following: <ul style="list-style-type: none"> • after the performance period has ended; or • the participant's death.
	Qualifying termination within two years after the Change of Control and during the three-year performance period	The PSUs the participant would have earned if such participant remained employed for the entire performance period, at actual performance, will vest on the last day of the performance period and be paid in shares of the Company's Common Stock immediately following the performance period; provided that such distribution will be deferred until the date which is six months following the participant's termination of employment to the extent required by IRC Section 409A.
Change of Control which occurs on or before the end of the applicable performance period in which the Company ceases to exist or is no longer publicly traded on the NYSE or NASDAQ	Automatic upon Change of Control	The target number of PSU awards granted, together with dividends accrued thereon, will be converted to nonqualified deferred compensation. Interest on the nonqualified deferred compensation will accrue based on the prime rate, computed as provided in the award agreement.
	Continued employment until the end of the three-year performance period	Lump sum payout of the nonqualified deferred compensation plus interest immediately following the performance period.
	Retirement or termination due to disability prior to the Change of Control	Immediate lump sum payment of the nonqualified deferred compensation plus interest upon the Change of Control.
	Continued employment until death or disability which occurs after the Change of Control and before the end of the three-year performance period	Immediate lump sum payout of the nonqualified deferred compensation plus interest upon such death or disability.
	Qualifying termination during the three-year performance period	Immediate lump sum payout of the nonqualified deferred compensation plus interest upon termination; provided that such distribution shall be deferred until the date which is six months following the participant's termination of employment to the extent required by IRC Section 409A.
	Other termination of employment before the end of the three-year performance period	Forfeiture of the nonqualified deferred compensation plus interest.

Termination Other Than for Change of Control

The following table summarizes the impact of certain employment events outside the context of a Change of Control that may result in the payment of unvested PSU awards.

Type of Termination	Additional Termination Details	Unvested PSU Awards
Death	N/A	All awards pay out at target (plus accrual of dividends), pro rata for the number of days worked in each performance period.
Disability	N/A	All outstanding awards are earned at the same time and to the same extent that they are earned by other participants, and are paid immediately following the performance period.
Retirement during Performance Period	Age 55+	Only if the participant has at least five years of service, a prorated award is earned at the end of the three-year performance period (based on actual performance) and paid immediately following the performance period.
	Age 62+ (in the case of the 2015 PSU awards)	Only if the participant has at least ten years of service, a full award is earned at the end of the three-year performance period (based on actual performance) and paid immediately following the performance period.
Termination for any reason other than death, disability, and retirement as provided above	N/A	Forfeited

Estimated Potential Post-Employment Payments

The tables below reflect the payments and benefits payable to each of the NEOs in the event of a termination of the NEO's employment under several different circumstances. For NEOs, the amounts shown assume that termination was effective as of December 31, 2017, at the NEO's compensation and service levels as of that date, and are estimates of the amounts that would be payable to the NEO in each scenario. To the extent applicable, excise tax and gross-up payments are estimated using a stock price of \$58.99 per share (the most recent closing price of Ameren Common Stock on the NYSE as of December 31, 2017). In addition, the amounts shown do not include benefits paid by insurance providers under life and disability policies or payments and benefits provided on a non-discriminatory basis to employees upon a termination of employment, including severance payments under the Ameren Corporation Severance Plan for Ameren Employees. The actual amounts to be paid out can only be determined at the time of the NEO's actual separation from the Company. Factors that could affect the nature and amount of the payments on termination of employment, among others, include the timing of event, compensation level, the market price of Common Stock and the NEO's age.

B AXTER

Component of Pay	Death (\$)	Disability (\$)	Retirement at Age at 12/31/17 (4) (\$)	Involuntary Termination not for Cause (\$)	Change of Control (1) (\$)
Cash Severance (Three years' Base Salary and Target EIP, Plus Pro rata EIP)	N/A	N/A	N/A		7,525,000
PSU Vesting, Assuming Termination of Employment	10,222,516	25,162,715	17,565,747		15,064,215
Three Years' Pension Credit	N/A	N/A	N/A		1,131,171
Three Years' Health and Welfare Benefits (2)	N/A	N/A	N/A		105,511
Outplacement at Maximum	N/A	N/A	N/A		30,000
Excise Tax and Gross-up	N/A	N/A	N/A		13,020,695
Total	10,222,516	25,162,715	17,565,747		36,876,592

EXECUTIVE COMPENSATION
L YONS

Component of Pay	Death (\$)	Disability (\$)	Retirement at Age at 12/31/17 (3) (\$)	Involuntary Termination not for Cause (\$)	Change of Control (1) (\$)
Cash Severance (Three years' Base Salary and Target EIP, Plus Pro rata EIP)	N/A	N/A		N/A	3,972,000
PSU Vesting, Assuming Termination of Employment	3,391,018	8,409,732		N/A	5,022,496
Three Years' Pension Credit	N/A	N/A		N/A	550,300
Three Years' Health and Welfare Benefits (2)	N/A	N/A		N/A	73,581
Outplacement at Maximum	N/A	N/A		N/A	30,000
Excise Tax and Gross-up	N/A	N/A		N/A	4,835,682
Total	3,391,018	8,409,732		N/A	14,484,059

M ARK

Component of Pay	Death (\$)	Disability (\$)	Retirement at Age at 12/31/17 (4) (\$)	Involuntary Termination not for Cause (\$)	Change of Control (1) (\$)
Cash Severance (Three years' Base Salary and Target EIP, Plus Pro rata EIP)	N/A	N/A	N/A		2,839,200
PSU Vesting, Assuming Termination of Employment	2,292,549	5,660,857	3,946,785		3,381,738
Three Years' Pension Credit	N/A	N/A	N/A		481,333
Three Years' Health and Welfare Benefits (2)	N/A	N/A	N/A		87,643
Outplacement at Maximum	N/A	N/A	N/A		30,000
Excise Tax and Gross-up	N/A	N/A	N/A		3,619,416
Total	2,292,549	5,660,857	3,946,785		10,439,330

M OEHN

Component of Pay	Death (\$)	Disability (\$)	Retirement at Age at 12/31/17 (3) (\$)	Involuntary Termination not for Cause (\$)	Change of Control (1) (\$)
Cash Severance (Three years' Base Salary and Target EIP, Plus Pro rata EIP)	N/A	N/A		N/A	2,968,000
PSU Vesting, Assuming Termination of Employment	2,488,152	6,185,043		N/A	3,693,535
Three Years' Pension Credit	N/A	N/A		N/A	386,958
Three Years' Health and Welfare Benefits (2)	N/A	N/A		N/A	65,691
Outplacement at Maximum	N/A	N/A		N/A	30,000
Excise Tax and Gross-up	N/A	N/A		N/A	3,750,130
Total	2,488,152	6,185,043		N/A	10,894,314

N ELSON

Component of Pay	Death (\$)	Disability (\$)	Retirement at Age at 12/31/17 (4) (\$)	Involuntary Termination not for Cause (\$)	Change of Control (1) (\$)
Cash Severance (Three years' Base Salary and Target EIP, Plus Pro rata EIP)	N/A	N/A	N/A		2,749,600
PSU Vesting, Assuming Termination of Employment	2,157,010	5,279,133	3,709,822		3,153,235
Three Years' Pension Credit	N/A	N/A	N/A		499,623
Three Years' Health and Welfare Benefits (2)	N/A	N/A	N/A		87,743
Outplacement at Maximum	N/A	N/A	N/A		30,000
Excise Tax and Gross-up	N/A	N/A	N/A		3,247,087
Total	2,157,010	5,279,133	3,709,822		9,767,288

- (1) Indicates Change of Control amounts payable to NEOs pursuant to the Change of Control Plan, assuming that the Company ceases to exist or is no longer publicly traded on the NYSE or NASDAQ after the Change of Control.
- (2) Health and welfare benefits figures reflect the estimated lump-sum present value of all future premiums which will be paid on behalf of or to the NEOs under our welfare benefit plans. These amounts, however, would not actually be paid as a cash lump sum upon a Change of Control and termination of employment.
- (3) Messrs. Lyons and Moehn are not retirement-eligible. Therefore, no PSU vesting is shown upon retirement for them.
- (4) The estimated number of PSUs that would be payable upon retirement at December 31, 2017 for Messrs. Baxter, Mark and Nelson is calculated according to the schedule following "— *Termination Other Than for Change of Control*" above, depending on their respective ages at December 31, 2017. Where performance was estimated, it was estimated at 197.5 percent payout for the 2016 PSU award and 122.5 percent payout for the 2017 PSU award.

CEO PAY RATIO

We are providing the following information to comply with Item 402(u) of Regulation S-K:

For 2017, our median annual total compensation of all employees other than our CEO was \$122,003. We calculated the median employee's annual total compensation based on the rules for determining annual total compensation of our named executive officers, which includes base salary, incentive compensation, change in pension value, and other elements of pay, such as 401(k) employer match, stock awards, or overtime, as applicable. The annual total compensation of our CEO was \$8,080,790 and the ratio of our CEO's compensation to the median employee was 66 to 1. The pay ratio disclosed is a reasonable estimate calculated in a manner consistent with Item 402(u) of Regulation S-K.

We identified our median employee as of October 1, 2017, using our entire workforce of approximately 8,600 full, part-time and temporary employees and base salary for the period of January 1, 2016 to December 31, 2016, rounded to the nearest \$100.

SEC rules for identifying the median employee and calculating the pay ratio allow companies to apply various methodologies and various assumptions and, as a result, the pay ratio reported by the Company may not be comparable to the pay ratio reported by other companies.

AUDIT AND RISK COMMITTEE REPORT

The information contained in the following Audit and Risk Committee Report shall not be deemed to be “soliciting material” or “filed” or “incorporated by reference” in future filings with the SEC, or subject to the liabilities of Section 18 of the Exchange Act, except to the extent that the Company specifically incorporates it by reference into a document filed under the Securities Act of 1933, as amended, or the Exchange Act.

AUDIT AND RISK COMMITTEE REPORT

The Audit and Risk Committee reviews Ameren Corporation’s (“Ameren”) financial reporting process on behalf of the Board of Directors. In fulfilling its responsibilities, the Audit and Risk Committee reviewed and discussed the audited financial statements included in the 2017 Form 10-K with Ameren’s management and the independent registered public accounting firm. Management is responsible for the financial statements and the reporting process, as well as maintaining effective internal control over financial reporting and assessing such effectiveness. The independent registered public accounting firm is responsible for expressing an opinion on the conformity of those audited financial statements with accounting principles generally accepted in the United States, as well as expressing an opinion on whether Ameren maintained effective internal control over financial reporting.

The Audit and Risk Committee has discussed with the independent registered public accounting firm the matters required to be discussed by the rules of the Public Company Accounting Oversight Board (“PCAOB”), including Auditing Standard No. 16, “Communications with Audit Committees,” as modified or supplemented.

In addition, the Audit and Risk Committee has discussed with the independent registered public accounting firm such accounting firm’s independence with respect to Ameren and its management, including the matters in the written disclosures and the letter required by the applicable requirements of the PCAOB regarding the independent registered public accounting firm’s communications with the Audit and Risk Committee concerning independence, received from the independent registered public accounting firm.

To ensure the independence of the independent registered public accounting firm, Ameren has instituted monitoring processes at both the management level and the Audit and Risk Committee level. At the management level, the chief financial officer or the chief accounting officer is required to review and pre-approve all engagements of the independent registered public accounting firm for any category of services, subject to the pre-approval of the Audit and Risk Committee described below. In addition, the chief financial officer or the chief accounting officer is required to provide to the Audit and Risk Committee at each of its meetings (except meetings held exclusively to review earnings press releases and quarterly reports on SEC Form 10-Q) a written description of all services to be performed by the independent registered public accounting firm and the corresponding estimated fees. The monitoring process at the Audit and Risk Committee level includes a requirement that the Committee pre-approve the performance of any services by the independent registered public accounting firm, except that pre-approvals of non-audit services may be delegated to a single member of the Committee. At each Audit and Risk Committee meeting (except meetings held exclusively to review earnings press releases and quarterly reports on SEC Form 10-Q), the Committee receives a joint report from the independent registered public accounting firm and the chief financial officer or the chief accounting officer concerning audit fees and fees paid to the independent registered public accounting firm for all other services rendered, with a description of the services performed. The Audit and Risk Committee has considered whether the independent registered public accounting firm’s provision of the services covered under the captions “INDEPENDENT REGISTERED PUBLIC ACCOUNTING FIRM — F EES FOR F ISCAL Y EARS 2017 AND 2016 — *Audit-Related Fees*,” “— *Tax Fees*” and “— *All Other Fees*” in this proxy statement is compatible with maintaining the independent registered public accounting firm’s independence and has concluded that the independent registered public accounting firm’s independence has not been impaired by its engagement to perform these services.

In reliance on the reviews and discussions referred to above, the Audit and Risk Committee recommended to the Board of Directors that the audited financial statements be included in Ameren’s 2017 Form 10-K, for filing with the SEC.

Audit and Risk Committee:

*Walter J. Galvin, Chairman
Catherine S. Brune
J. Edward Coleman
Ellen M. Fitzsimmons*

INDEPENDENT REGISTERED PUBLIC ACCOUNTING FIRM

PwC served as the independent registered public accounting firm for Ameren and its subsidiaries in 2017. PwC is an independent registered public accounting firm with the PCAOB. Representatives of the firm are expected to be present at the Annual Meeting with the opportunity to make a statement if they so desire and are expected to be available to respond to appropriate questions.

F EES FOR F ISCAL Y EARS 2017 A ND 2016***Audit Fees***

The aggregate fees for professional services rendered by PwC for (i) the audits of the consolidated annual financial statements of Ameren and its registered subsidiaries included in the combined 2017 Form 10-K of Ameren and its registered subsidiaries and the annual financial statements of certain non-registered subsidiaries; (ii) the audit of Ameren's internal control over financial reporting; (iii) the reviews of the quarterly financial statements included in the combined Forms 10-Q of Ameren and its subsidiaries for the 2017 fiscal year; (iv) services provided in connection with debt and equity offerings; (v) certain accounting and reporting consultations; and (vi) certain regulatory procedures for the 2017 fiscal year were \$3,921,725.

Fees billed by PwC for audit services rendered to Ameren and its subsidiaries during the 2016 fiscal year totaled \$3,737,261. This amount reflects the re-categorization of certain audit-related fees for financial due diligence services, which were previously reported as audit fees.

Audit-Related Fees

The aggregate fees for audit-related services rendered by PwC to Ameren and its subsidiaries during the 2017 fiscal year totaled \$20,000. Such services consisted of a stock transfer/registrar review.

Fees billed by PwC for audit-related services rendered to Ameren and its subsidiaries during the 2016 fiscal year totaled \$764,653. This amount reflects the re-categorization of certain audit-related fees for financial due diligence services, which were previously reported as audit fees.

Tax Fees

The aggregate fees for tax-related services rendered by PwC to Ameren and its subsidiaries during the 2017 fiscal year totaled \$75,000. Such services consisted of review of the impact of federal tax reform legislation.

PwC did not render any tax services to Ameren or its subsidiaries during the 2016 fiscal year.

All Other Fees

The aggregate fees for all other services rendered by PwC to Ameren and its subsidiaries during the 2017 fiscal year totaled \$91,585. Such services consisted of advice regarding system implementation quality assurance and for accounting and reporting reference software.

Fees billed by PwC for all other services rendered to Ameren and its subsidiaries during the 2016 fiscal year totaled \$286,654 for advice regarding strategic initiatives and for accounting and reporting reference software.

INDEPENDENT REGISTERED PUBLIC ACCOUNTING FIRM**POLICY REGARDING THE PRE-APPROVAL OF INDEPENDENT REGISTERED PUBLIC ACCOUNTING FIRM PROVISION OF AUDIT, AUDIT-RELATED AND NON-AUDIT SERVICES**

The Audit and Risk Committee's charter provides that the Committee is required to pre-approve all audit, audit-related and non-audit services provided by the independent registered public accounting firm to Ameren and its subsidiaries, except that pre-approvals of non-audit services may be delegated to a single member of the Audit and Risk Committee. The Audit and Risk Committee pre-approved 100 percent of the fees for services provided by PwC covered under the above captions: "— *Audit Fees*," "— *Audit-Related Fees*," "— *Tax Fees*" and "— *All Other Fees*" for fiscal years 2017 and 2016.

SHAREHOLDER PROPOSALS

Under the rules of the SEC, any shareholder proposal intended for inclusion in the proxy material for the Company's 2019 annual meeting of shareholders must be received by the Secretary of the Company on or before November 19, 2018. We expect that the 2019 annual meeting of shareholders will be held on May 2, 2019.

In addition, under the Company's By-Laws, shareholders who intend to submit a proposal that will not be in the proxy statement but is to be considered at the 2019 annual meeting, or who intend to nominate a director at the 2019 annual meeting, must provide advance written notice along with other prescribed information. In general, such notice must be received by the Secretary of the Company at the principal executive offices of the Company not later than 60 days or earlier than 90 days prior to the anniversary of the previous year's annual meeting (i.e., not later than March 4, 2019, or earlier than February 2, 2019). Subject to certain conditions, shareholders or a group of shareholders who have owned more than 5% of the Company's Common Stock for at least one year may also recommend director nominees for nomination by the Nominating and Corporate Governance Committee provided that written notice from the shareholder(s) must be received by the Secretary of the Company at the principal executive offices of the Company not later than 120 days prior to the anniversary of the date the Company's proxy statement was released to shareholders in connection with the previous year's annual meeting (i.e., not later than November 19, 2018). As described under the section entitled "AMEREN CORPORATE GOVERNANCE HIGHLIGHTS" of this proxy statement, the Company recently adopted a "proxy access" by-law. Under the Company's By-Laws, shareholders who meet the requirements set forth in the Company's By-Laws may nominate a person for election as a director and include such nominee in the Company's proxy materials. The By-Laws require, among other things, that written notice from the shareholder(s) must be received by the Secretary of the Company at the principal executive offices of the Company not later than 120 days or earlier than 150 days prior to the anniversary of the date the Company's proxy statement was released to shareholders in connection with the previous year's annual meeting (i.e., not later than November 19, 2018, or earlier than October 20, 2018). The specific procedures to be used by shareholders to recommend nominees for director are set forth in the Company's By-Laws and Director Nomination Policy. The specific procedures to be used by shareholders to submit a proposal in person at an annual meeting are set forth in the Company's By-Laws. The chairman of the meeting may refuse to allow the transaction of any business, or to acknowledge the nomination of any person, not made in compliance with the procedures set forth in the Company's By-Laws and, in the case of nominations, the Director Nomination Policy. Copies of the Company's By-Laws and Director Nomination Policy may be obtained upon written request to the Secretary of the Company.

PROXY SOLICITATION

PROXY SOLICITATION

In addition to the use of the mails, proxies may be solicited by personal interview, by telephone, or through the Internet or other means, and banks, brokers, nominees and other custodians and fiduciaries will be reimbursed for their reasonable out-of-pocket expenses in forwarding soliciting material to their principals, the beneficial owners of Common Stock. Proxies may be solicited by our directors, officers and key employees on a voluntary basis without compensation. We will bear the cost of soliciting proxies on our behalf. Furthermore, we have retained Alliance Advisors LLC, a proxy solicitation firm, to assist with the solicitation of proxies for the Annual Meeting at an anticipated cost to the Company of approximately \$50,000, plus the reimbursement of reasonable out-of-pocket expenses.

FORM 10-K

Our 2017 Form 10-K, including consolidated financial statements for the year ended December 31, 2017, accompanies this proxy statement. The 2017 Form 10-K is also available on the Company's website at www.amereninvestors.com. If requested, we will provide you copies of any exhibits to the 2017 Form 10-K upon the payment of a fee covering our reasonable expenses in furnishing the exhibits. You can request exhibits to the 2017 Form 10-K by writing to the Office of the Secretary, Ameren Corporation, P.O. Box 66149, St. Louis, Missouri 63166-6149.

FOR INFORMATION ABOUT THE COMPANY, INCLUDING THE COMPANY'S ANNUAL, QUARTERLY AND CURRENT REPORTS ON SEC FORMS 10-K, 10-Q AND 8-K, RESPECTIVELY, PLEASE VISIT THE FINANCIAL INFO SECTION OF AMEREN'S WEBSITE AT WWW.AMERENINVESTORS.COM. INFORMATION CONTAINED ON THE COMPANY'S WEBSITE IS NOT INCORPORATED INTO THIS PROXY STATEMENT OR OTHER SECURITIES FILINGS.

APPENDIX A

The following table provides a reconciliation of GAAP to core earnings in millions of dollars and on a per share basis:

	Year Ended December 31,			
	2017		2016	
GAAP Earnings / Diluted EPS	\$523	\$ 2.14	\$653	\$2.68
Charge for revaluation of deferred taxes from increased Illinois state income tax rate	22	0.09	—	—
Less: Federal income tax benefit	(8)	(0.03)	—	—
Charge, net of tax benefit	14	0.06	—	—
Charge for revaluation of deferred taxes from increased federal income tax rate	162	0.66	—	—
Less: State income tax benefit	(8)	(0.03)	—	—
Charge, net of tax benefit	154	0.63	—	—
Core Earnings / Diluted EPS	\$691	\$ 2.83	\$653	\$2.68

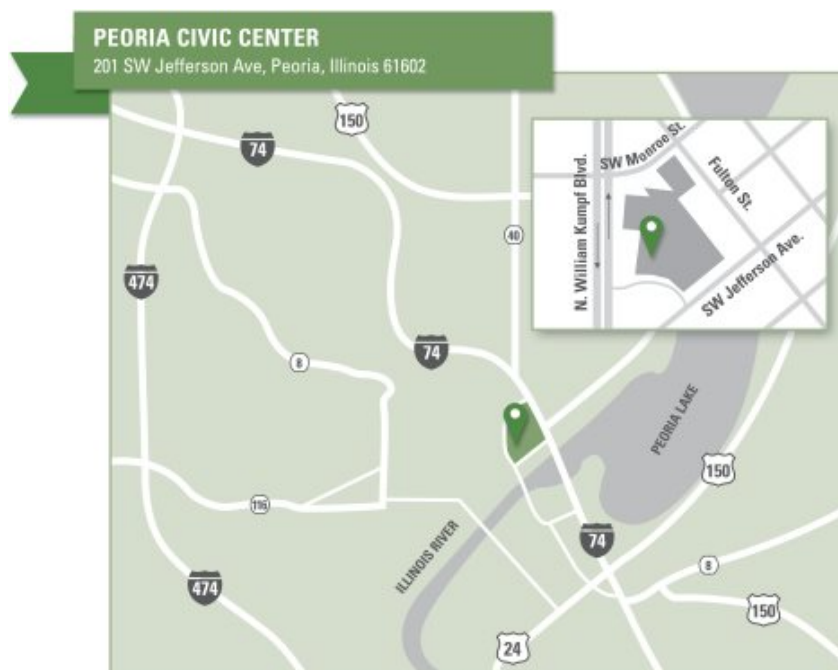
Use of Non-GAAP Financial Measures

In this proxy statement, Ameren has presented core earnings per share, which is a non-GAAP measure and may not be comparable to those of other companies. Generally, core earnings or losses include earnings or losses attributable to Ameren common shareholders and exclude income or loss from significant discrete items that management does not consider representative of ongoing earnings, such as the third quarter 2017 non-cash charge for the revaluation of deferred taxes resulting from a July 2017 change in Illinois law that increased the state's corporate income tax rate and the fourth quarter 2017 non-cash charge for the revaluation of deferred taxes resulting from a December 2017 change in federal law that decreased the federal corporate income tax rate. Ameren uses core earnings internally for financial planning and for analysis of performance. Ameren also uses core earnings as the primary performance measurement when communicating with analysts and investors regarding our earnings results and outlook, as the company believes that core earnings allow the company to more accurately compare its ongoing performance across periods.

DIRECTIONS AND MAP

DIRECTIONS AND MAP

Peoria Civic Center
201 SW Jefferson Ave.
Peoria, Illinois 61602



St. Louis (From the South) Take I-55 North to I-155 North. Take I-155 North until you merge onto I-74 West. Take Exit 94 in East Peoria which will take you up and over I-74 and connect you with the Bob Michel Bridge. Go across the bridge into Peoria and continue straight ahead on William Kumpf Blvd. Turn right about a block past SW Jefferson into the parking lot at the intersection of William Kumpf Blvd. and SW Jefferson. The Peoria Civic Center is located adjacent to the parking lot.

(From the North) Take I-55 South to I-74 West. Take Exit 94 in East Peoria which will take you up and over I-74 and connect you with the Bob Michel Bridge. Go across the bridge into Peoria and continue straight ahead on William Kumpf Blvd. Turn right about a block past SW Jefferson into the parking lot at the intersection of William Kumpf Blvd. and SW Jefferson. The Peoria Civic Center is located adjacent to the parking lot.

(From the East) Take I-74 West to Exit 94 in East Peoria which will take you up and over I-74 and connect you with the Bob Michel Bridge. Go across the bridge into Peoria and continue straight ahead on William Kumpf Blvd. Turn right about a block past SW Jefferson into the parking lot at the intersection of William Kumpf Blvd. and SW Jefferson. The Peoria Civic Center is located adjacent to the parking lot.

(From the West) Take I-74 East to the Downtown Peoria exit (Exit 92B). Stay in the right hand lane toward Glendale Ave. Take the right hand curve onto Glendale Ave. The road will curve left and become William Kumpf Blvd. Turn left at the intersection of William Kumpf Blvd. and John H. Gwynn Jr. Ave. to a parking lot. The Peoria Civic Center is located adjacent to the parking lot.

**VOTE BY INTERNET - www.proxyvote.com**

Use the Internet to transmit your voting instructions and for electronic delivery of information up until 11:59 P.M. Eastern Time on May 2, 2018. Have your proxy card in hand when you access the website and follow the instructions to obtain your records and to create an electronic voting instruction form.

ELECTRONIC DELIVERY OF FUTURE PROXY MATERIALS

If you would like to reduce the costs incurred by Ameren Corporation in mailing proxy materials, you can consent to receiving all future proxy statements, proxy cards and annual reports electronically via e-mail or the Internet. To sign up for electronic delivery, please follow the instructions above to vote using the Internet and, when prompted, indicate that you agree to receive or access proxy materials electronically in future years.

VOTE BY PHONE - 1-800-690-6903

Use any touch-tone telephone to transmit your voting instructions up until 11:59 P.M. Eastern Time on May 2, 2018. Have your proxy card in hand when you call and then follow the instructions.

VOTE BY MAIL

Mark, sign and date your proxy card and return it in the postage-paid envelope we have provided or return it to Vote Processing, c/o Broadridge, 51 Mercedes Way, Edgewood, NY 11717.

TO VOTE, MARK BLOCKS BELOW IN BLUE OR BLACK INK AS FOLLOWS:

E39317-P01612-Z71696

KEEP THIS PORTION FOR YOUR RECORDS
DETACH AND RETURN THIS PORTION ONLY

THIS PROXY CARD IS VALID ONLY WHEN SIGNED AND DATED.

AMEREN CORPORATION

The Board of Directors recommends you vote **FOR** the following:

Vote on Directors**ITEM 1****ELECTION OF DIRECTORS—NOMINEES FOR DIRECTOR**

	For	Against	Abstain
1a. WARNER L. BAXTER	<input type="checkbox"/>	<input type="checkbox"/>	<input type="checkbox"/>
1b. CATHERINE S. BRUNE	<input type="checkbox"/>	<input type="checkbox"/>	<input type="checkbox"/>
1c. J. EDWARD COLEMAN	<input type="checkbox"/>	<input type="checkbox"/>	<input type="checkbox"/>
1d. ELLEN M. FITZSIMMONS	<input type="checkbox"/>	<input type="checkbox"/>	<input type="checkbox"/>
1e. RAFAEL FLORES	<input type="checkbox"/>	<input type="checkbox"/>	<input type="checkbox"/>
1f. WALTER J. GALVIN	<input type="checkbox"/>	<input type="checkbox"/>	<input type="checkbox"/>
1g. RICHARD J. HARSHMAN	<input type="checkbox"/>	<input type="checkbox"/>	<input type="checkbox"/>
1h. CRAIG S. IVEY	<input type="checkbox"/>	<input type="checkbox"/>	<input type="checkbox"/>
1i. GAYLE P. W. JACKSON	<input type="checkbox"/>	<input type="checkbox"/>	<input type="checkbox"/>
1j. JAMES C. JOHNSON	<input type="checkbox"/>	<input type="checkbox"/>	<input type="checkbox"/>
1k. STEVEN H. LIPSTEIN	<input type="checkbox"/>	<input type="checkbox"/>	<input type="checkbox"/>
1l. STEPHEN R. WILSON	<input type="checkbox"/>	<input type="checkbox"/>	<input type="checkbox"/>

Vote on Proposals

The Board of Directors recommends you vote **FOR** the following proposals:

ITEM 2 – NON-BINDING ADVISORY APPROVAL OF COMPENSATION OF THE NAMED EXECUTIVE OFFICERS DISCLOSED IN THE PROXY STATEMENT.

For	Against	Abstain
<input type="checkbox"/>	<input type="checkbox"/>	<input type="checkbox"/>

ITEM 3 – RATIFICATION OF THE APPOINTMENT OF PRICEWATERHOUSECOOPERS LLP AS INDEPENDENT REGISTERED PUBLIC ACCOUNTING FIRM FOR THE FISCAL YEAR ENDING DECEMBER 31, 2018.

<input type="checkbox"/>	<input type="checkbox"/>	<input type="checkbox"/>
--------------------------	--------------------------	--------------------------

The Board of Directors recommends you vote **AGAINST** the following:

ITEM 4 – SHAREHOLDER PROPOSAL REGARDING A REPORT ON COAL COMBUSTION RESIDUALS.

<input type="checkbox"/>	<input type="checkbox"/>	<input type="checkbox"/>
--------------------------	--------------------------	--------------------------

NOTE: In their discretion, the proxies are authorized to vote on such other business as may properly come before the meeting or any adjournment thereof.

Each of the foregoing proposals is more fully described in the accompanying proxy statement.

This proxy will be voted as specified above. If no direction is made, this proxy will be voted **FOR** all nominees listed above and as recommended by the Board on the other items listed above.

Please indicate if you plan to attend this meeting.

<input type="checkbox"/>	<input type="checkbox"/>
Yes	No

Please sign exactly as your name(s) appear(s) hereon. When signing as attorney, executor, administrator, or other fiduciary, please give full title as such. Joint owners should each sign personally. All holders must sign. If a corporation or partnership, please sign in full corporate or partnership name by authorized officer.

<input type="text"/>	<input type="text"/>
Signature [PLEASE SIGN WITHIN BOX]	Date

<input type="text"/>	<input type="text"/>
Signature (Joint Owners)	Date



**ADMISSION TICKET
(Not Transferable)**

**AMEREN CORPORATION
ANNUAL MEETING OF SHAREHOLDERS
Thursday, May 3, 2018
10:00 A.M. CDT
Peoria Civic Center
201 SW Jefferson Ave.
Peoria, Illinois 61602**

Please present this admission ticket in order to gain admittance to the meeting. This ticket admits only the shareholder listed on the reverse side and is not transferable. Please plan to arrive promptly to have sufficient time to proceed through a customary security line, which may include a bag search.

Important Notice Regarding the Availability of Proxy Materials for the Annual Meeting on May 3, 2018:

The Notice and Proxy Statement and Annual Report are available at www.proxyvote.com.

E39318-P01612-Z71696

AMEREN CORPORATION

P.O. BOX 66149, ST. LOUIS, MISSOURI 63166-6149

PROXY

**THIS PROXY IS SOLICITED ON BEHALF OF THE BOARD OF DIRECTORS FOR
THE ANNUAL MEETING OF SHAREHOLDERS TO BE HELD ON MAY 3, 2018**

The undersigned hereby appoints WARNER L. BAXTER, MARTIN J. LYONS, JR. and GREGORY L. NELSON, and any of them, each with the power of substitution, as proxy for the undersigned, to vote all shares of capital stock of Ameren Corporation represented hereby at the Annual Meeting of Shareholders to be held at the Peoria Civic Center, 201 SW Jefferson Ave., Peoria, Illinois 61602, on May 3, 2018 at 10:00 A.M. CDT, and at any adjournment thereof, upon all matters that may properly be submitted to a vote of shareholders including the matters described in the proxy statement furnished herewith, subject to any directions indicated on the reverse side of this proxy card and in their discretion on any other matter that may be submitted to a vote of shareholders. This proxy card also provides voting instructions, if applicable, for shares held in the DRPlus Plan and the various employee stock purchase and benefit plans as described in the proxy statement.

Please vote, date and sign on the reverse side hereof and return this proxy card promptly in the enclosed envelope. If you attend the meeting and wish to change your vote, you may do so automatically by casting your ballot at the meeting.

SEE REVERSE SIDE